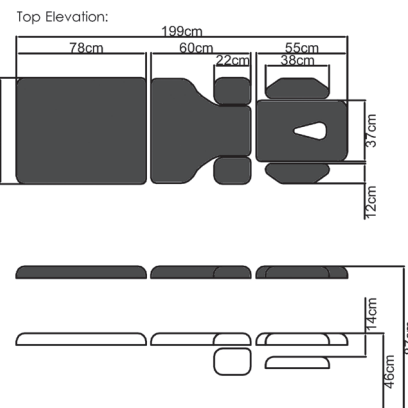
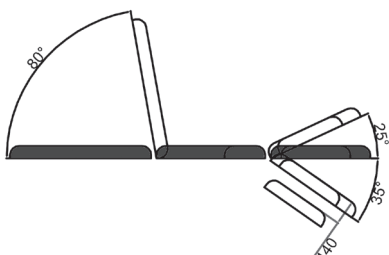
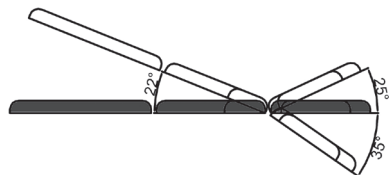
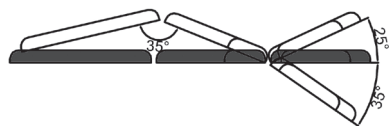


Operational Parameters:



Physio 7 Section Plinth

Medi-Plinths newly developed 7 section provides optimum functionality and easy positioning for a number of physiotherapy procedures.

The 7 section incorporates Medi-Plinth's tried and tested lift system in conjunction with a number of clever and innovative manipulation orientations, providing a stable platform from which therapists can work.

Standard Features:

- Safe working load of 260Kg for electric
- Breathing hole fitted as standard
- Gas assisted foot, head, and mid section
- Drop down arm and shoulder rests allowing greater access
- Breaking centre section allows for postural drainage
- World leading Linak 'High Reliability' actuators
- Extra low entry height for wheel chair transfer
- Height adjustable arm rests
- Retractable rubber castors
- Upholstery available in 25 standard colours
- Manufactured in the UK and CE Marked

Available Options & Accessories:

- Foot Protection Cover
- Extra Wide Upholstery 75cm
- Wedge Set
- Additional accessories are available (See page 45)

