

Medi Plinth *...built for life*



Clinical Range

Furniture Range

Rehabilitation Range

Cosmetic Range

Veterinary Range

Medi-Plinth Products

Medi-Plinth have a reputation for producing high quality examination couches that are robustly constructed, offering the level of durability suited to environments where patient throughput can be very high. They offer a stable and comfortable patient platform providing security for patients. All Medi-Plinth couches are manufactured in the UK.

The couch frames are constructed from high strength steel that is treated for corrosion resistance and coated with an epoxy/ polyester powder, which is oven cured for extreme durability.

Weight Capacity

- Hydraulic lift couches feature a lift mechanism, offering a safe working load of up to 225kg (35st)
- Electric lift couches feature a lift mechanism, offering an increased safe working load of up to 260kg (41st)
- Bariatric couches offer a safe working load of up to 320kg (50st)
- Mobile operating table's safe working load is up to 200kg (31st)
- Single column medical chair 190Kg (30st)

Product Cleaning

All of our ranges have been tested and are capable of withstanding the most rigorous cleaning regime. Our fabrics can be used with all **NHS approved cleaning** solutions such as Chlor-Clean, Haz-Tab, Milton and Tristel. Clinell wipes and other alcohol based wipes are safe to use on our vinyls.

Variable Height

All Medi-Plinth variable height couches lower to a comfortable sitting height to allow patients to sit on the couch with ease, or be safely transferred from/to a wheel chair.

Where needed there is also excellent clearance for use of patient hoists, the patient can then be raised electrically or hydraulically to a comfortable working height for the practitioner that is undertaking the examination or procedure. Full height details are given in the specifications for each couch.

Upholstery

Upholstery on Medi-Plinth couches have been developed over many years to eliminate folding, stitching and minimise creasing. This ensures easy maintenance of infection control.

Upholstery comes in 25 standard colours. Other colours to suit your colour scheme can be accommodated. All standard upholstery is finished in durable and comfortable vinyl which inhibits MRSA (3352 Methicillin) resistant to Staphylococcus Aureus) Bio-Pruf treated to resist the growth of mould, mildew and odour causing microbes. The Vinyl is also fire retardant. Most couches are available with extra wide upholstery, which offers improved general comfort and access especially when treating larger patients.



Frame Colour

As standard frames are powder coated in RAL 9016 white. Medi-Plinth offer an alternative service of painting to most listed RAL colours. This service will add approximately 2 weeks to the couch lead-time and is subject to additional charge, please discuss with us for full details.

Choosing The Right Couch

An examination/ treatment couch is a relatively simple piece of equipment, but is one of great importance as it is likely to be used several times a day, and will be seen by the patient on virtually every visit. If the couch doesn't work or it doesn't suit the needs of the examination or procedure performed it will have a damaging effect on efficiency and the patients impression of the treatment provided. Medi-Plinth have worked with clinicians to ensure that all of our products are suited for the intended use.



CLINICAL 3–34

REHABILITATION 35–41

INFORMATION 42–45

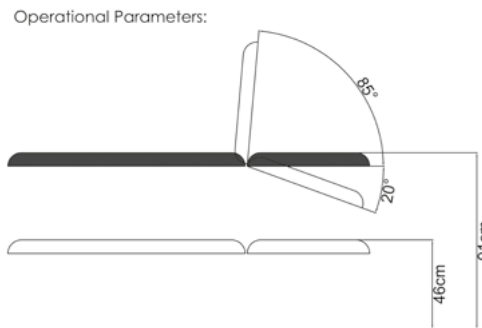
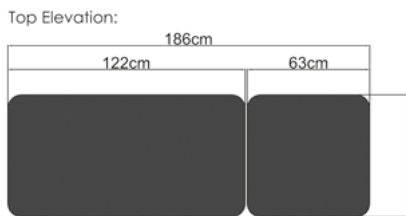
FURNITURE 46–53

COSMETIC 54–55

VETERINARY 56–57

<i>Ensignia 2 Section Plinth</i>	3
<i>Ensignia 3 Section Plinth</i>	4
<i>2 Section Plinth</i>	5
<i>3 Section Plinth</i>	6
<i>5 Section / Postural Drainage Plinth</i>	7
<i>Single Column Medical Chair</i>	8–9
<i>Drop End 3 Section Plinth</i>	10
<i>Phlebotomy Chair</i>	11
<i>Treatment/Plaster Chair</i>	12
<i>Multi-purpose Plinth</i>	13
<i>Medical Chair</i>	14
<i>Outpatients Plinth</i>	15
<i>Patient Trolley</i>	16
<i>Daycare Couch</i>	17
<i>Podiatry Chair</i>	18
<i>GP Gynaecological Plinth</i>	19
<i>Ultra Gynaecological Plinth</i>	20
<i>Ultrasound Couch</i>	21
<i>Echocardiography Plinth</i>	22
<i>Changing Table</i>	23
<i>Oncology Chair</i>	24
<i>2 Section Bo Plinth</i>	25
<i>3 Section Bo Plinth</i>	26
<i>Tilt Table Single Section</i>	27
<i>2 Section Title Table & Split Leg</i>	28

<i>Bariatric 75 & 100cm Couches</i>	29
<i>Bariatric Drop End Couch</i>	30
<i>Dialysis Chair</i>	31
<i>C Arm Imaging Table</i>	32
<i>Mobile Operating Table</i>	33–34
<i>Physio+ 2 Section Plinth</i>	35
<i>Physio+ 3 Section Plinth</i>	36
<i>Physio+ 4 Section Plinth</i>	37
<i>Physio+ 5 Section Plinth</i>	38
<i>7 Section Physio Plinth</i>	39
<i>Physio 2 Section Low Bo Plinth</i>	40
<i>Physio Low Mat Table</i>	41
<i>Upholstery Options</i>	42
<i>Couch Options</i>	43
<i>Couch Accessories</i>	44
<i>Chairs & Stools</i>	45
<i>Wooden Waiting Room Furniture</i>	46
<i>Medi-Beam Seating</i>	47–48
<i>Medi-Storage Trolleys & Accessories</i>	49–50
<i>Medi-Mobile Cart</i>	51–52
<i>2 Section Beauty Couch</i>	53
<i>3 Section Beauty Couch</i>	54
<i>Veterinary Consultation Table</i>	55
<i>Veterinary Operating Table</i>	56
<i>Couch Servicing & Reupholstery</i>	57
<i>Delivery of your product</i>	58



Ensignia Two Section Plinth


Medi-Plinth's entry level Ensignia 2 Section couch provides great value with strength, elegance and reliability. Offering a robust platform for medical procedures, this simple couch provides ease of patient transportation while maintaining patient comfort.

Standard Features:

- 260kg safe working load for electric only
- 100mm diameter rubber braked transportation castors
- Paper roll holder fitted as standard
- MRSA resistant anti bacterial & fire retardant upholstery
- Gas spring assisted back section
- Extra low entry height for wheel chair transfer
- World leading Linak 'High Reliability' actuators
- Manufactured in the UK and CE Marked
- Upholstery available in 25 standard colours

Available Options & Accessories:

- Breathing Hole
- Foot protection cover
- Extra Wide Upholstery Surface 75cm
- Adjustable Arm Rest
- Additional accessories are available (See page 45)



Mechanism
Electric

Product Code
E2

Ensignia Three Section Plinth

Medi-Plinth's entry level Ensignia 3 Section couch provides great value with strength, elegance and reliability. Offering a robust platform for medical procedures, this simple couch provides ease of patient transportation, while maintaining comfort.

Standard Features:

- 260kg safe working load for electric only
- 100mm diameter rubber braked transportation castors
- Paper roll holder fitted as standard
- MRSA resistant anti bacterial & fire retardant upholstery
- Gas spring assisted back and foot section
- Extra low entry height for wheel chair transfer
- World leading Linak 'High Reliability' actuators
- Upholstery available in 25 standard colours
- Manufactured in the UK and CE Marked

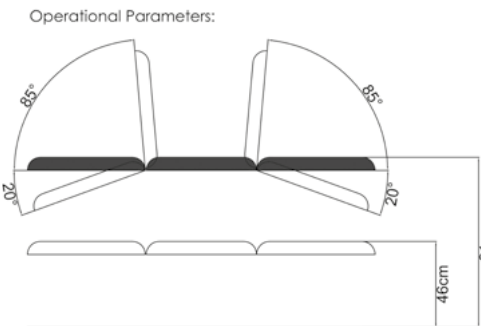
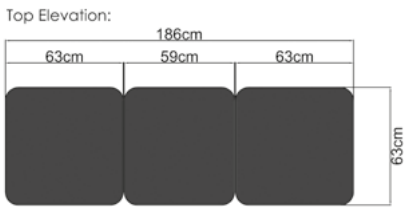
Available Options & Accessories:

- Detachable Headrest
- Arm Tables
- Extra Wide Upholstery Surface 75cm
- Foot protection cover
- Additional accessories are available (See page 45)



Mechanism
Electric

Product Code
E3





Two Section Plinth


Medi-Plinth's 2 Section couch provides great value with strength, elegance and reliability. While offering a robust platform for a range of medical procedures, this simple couch provides easy usage while maintaining patient comfort.

Standard Features:

- 260kg safe working load for electric and 225kg for hydraulic versions
- Paper roll holder fitted as standard
- Retractable rubber castors & Adjustable foot for uneven floors
- MRSA resistant anti bacterial & fire retardant upholstery
- Gas spring assisted back section
- Extra low entry height for wheel chair transfer
- World leading Linak 'High Reliability' actuators
- Upholstery available in 25 standard colours
- Manufactured in the UK and CE Marked

Available Options & Accessories:

- Breathing Hole
- Foot Switch (Electric Versions)
- Adjustable Arm Rests
- Painted Cotsides
- Additional accessories are available (See page 45)



Mechanism
Electric
Hydraulic

Product Code
BA02E
BA02H

Three Section Plinth


Medi-Plinth's best selling 3 section couch enables advance patient positioning for a wide range of examination and treatment procedures providing optimum versatility.

Standard Features:

- 260kg safe working load for electric and 225kg for hydraulic versions
- Paper roll holder fitted as standard
- Retractable rubber castors & Adjustable foot for uneven floors
- MRSA resistant anti bacterial & fire retardant upholstery
- Gas spring assisted back section
- Extra low entry height for wheel chair transfer
- World leading Linak 'High Reliability' actuators
- Upholstery available in 25 standard colours
- Manufactured in the UK and CE Marked

Available Options & Accessories:

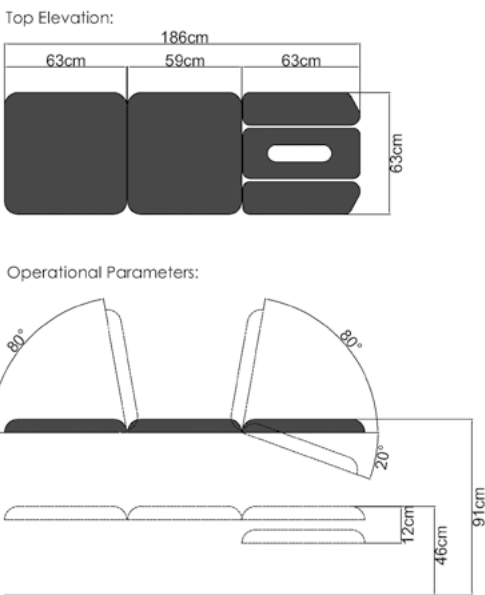
- Detachable Headrest
- Tilting Seat Option
- Battery Operating System
- Breathing Hole
- Additional accessories are available (See page 45)



Mechanism
Electric
Hydraulic

Product Code
BA03E
BA03H





Postural Drainage / 5 Section Plinth

The five section design provides added comfort for patients lying on their front, as the therapist can lower the arm sections to a more comfortable and natural position. The couch comes with many features as standard including a breathing hole and gas assisted head & foot rests.


Postural drainage version has gas spring assisted middle section facilitates **good drainage positions for all of the lungs** whilst comfortably supporting the patient.

Standard Features:

- 260kg capacity on Electric and 225kg for hydraulic plinths
- Breathing hole and gas assisted head & foot rests included as standard
- Retractable rubber castors & Adjustable foot for uneven floors
- MRSA resistant anti bacterial & fire retardant upholstery
- Gas spring assisted tilting seat (postural drainage versions)
- Extra low entry height for wheel chair transfer
- World leading Linak 'High Reliability' actuators
- Upholstery available in 25 standard colours
- Manufactured in the UK and CE Marked
- Battery Operating System
- See more accessories on page 45

Available Options & Accessories:

- Paper Roll Holder
- Foot Switch (Electric Versions)



Mechanism

5 Section Electric
5 Section Hydraulic
Postural Drainage Electric
Postural Drainage Hydraulic

Product Code

BA05E
BA05H
PD05E
PD05H

Single Column Medical Chair

The medical, electrically operated column chair offers all of the functionality of traditional examination chairs, but includes benefits such as its compact size, base cover for ease of cleaning, and elegant style.

This single column medical chair is available also available with a tilting seat option included as standard.

Standard Features:

- 190kg safe working load for electric version
- This compact design is very favourable when space is limited
- Electric backrest and gas foot rest as standard
- Adjustable padded headrest
- Retractable rubber castors
- Adjustable foot for uneven floors
- MRSA resistant anti bacterial & fire retardant upholstery
- Extra low entry height for wheel chair transfer
- World leading Linak 'High Reliability' actuators
- Upholstery available in 25 standard colours
- Manufactured in the UK and CE Marked

Available Options & Accessories:

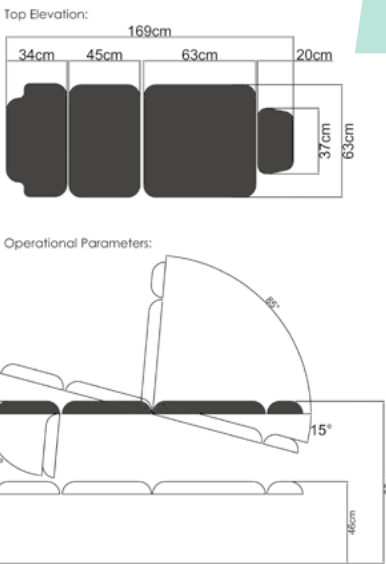
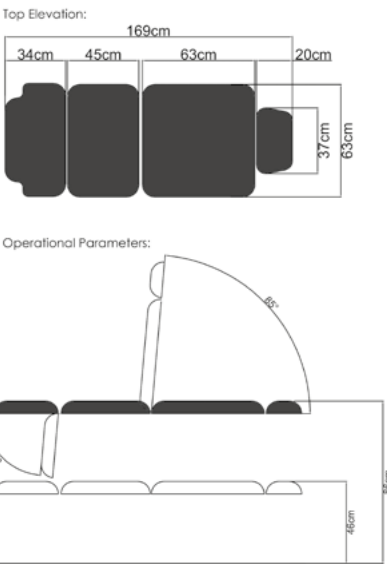
- Extra Wide Upholstery Surface 75cm
- Electric Leg Rest
- Tilting Seat Option
- Foot Switch (Electric Versions)
- Additional accessories are available (See page 45)

Mechanism

Electric
Electric Tilting

Product Code

MED04EC
MED04ECT






Single Column Medical Chair Variations

The column medical chair is available in a number of different configurations that can be customised to the exact needs of each clinician. Configurations include plaster treatment tables, phlebotomy arms, swing down armrests, split legs (manual or electrically operated), a tilting seat and many other accessories.

This modern, compact chair is perfect for rooms with limited space. This versatile product can be used in conjunction with many accessories to further aid the requirements of the clinician.



Matching Saddle Stool
Why not also purchase a matching roller saddle stool with foot ring to compliment the medical chair?
See the full range on page 46.



Mechanism	Product Code
Podiatry Single Leg	BT04EC
Tilting Podiatry Single Leg	BT04ETC
Podiatry Split Leg	BT07EC
Tilting Podiatry Split Leg	BT07ETC
Plaster/Treatment Chair	PL04EC
Phlebotomy Chair	PH04EC
Tilting Plaster/Treatment Chair	PL04ECT
Tilting Phlebotomy Chair	PH04ECT

Drop End Three Section Plinth

Medi-Plinth's 3 Section Drop End allows optimum use of small spaces. The couch can be used as a traditional 3 section couch or adjusted into a chair. This enables patients to sit from the front or side and when fitted with appropriate optional accessories, can be used for a wide range of gynaecological and other procedures.

Standard Features:

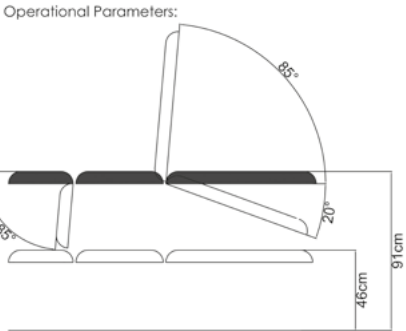
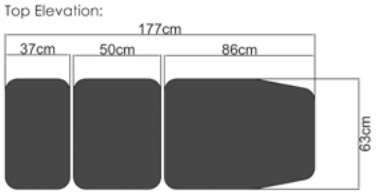
- 260kg safe working load for electric and 225kg for hydraulic versions
- Retractable rubber castors
- Adjustable foot for uneven floors
- MRSA resistant anti bacterial & fire retardant upholstery
- Gas spring assisted back & foot section
- Extra low entry height for wheel chair transfer
- World leading Linak 'High Reliability' actuators
- Upholstery available in 25 standard colours
- Manufactured in the UK and CE Marked

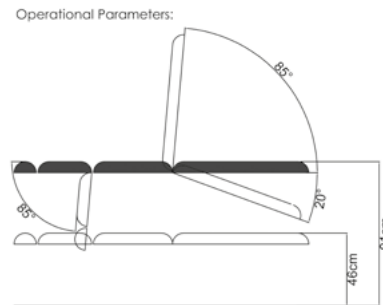
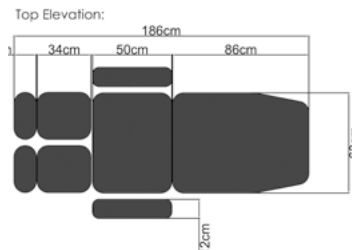
Available Options & Accessories:

- Gynaecology Stirrups / Troughs
- Paper Roll Holder
- Electric Backrest
- Additional accessories are available (See page 45)



Mechanism	Product Code
Electric	DE03E
Hydraulic	DE03H





Phlebotomy Chair


Designed for patient comfort and easy access for the phlebotomist, this variable height chair comes with two fully adjustable armrests and split legs. This chair can also be used as a 3 section examination couch.

Standard Features:

- 260kg safe working load for electric and 225kg for hydraulic versions
- Fully adjustable ergonomic padded arm supports
- Split legs with telescopic foot supports
- Gas spring assisted back and leg sections
- Retractable rubber castors & Adjustable foot for uneven floors
- MRSA resistant anti bacterial & fire retardant upholstery
- Extra low entry height for wheel chair transfer
- World leading Linak ‘High Reliability’ actuators
- Upholstery available in 25 standard colours
- Manufactured in the UK and CE Marked

Available Options & Accessories:

- Extra Wide Upholstery Surface 75cm
- Breathing Hole
- Battery Operating System
- See more accessories on page 45



Mechanism
Electric
Hydraulic

Product Code
PH01E
PH01H

Treatment / Plaster Chair

It's unique and innovative design makes this chair the only option for specialist treatments such as minor surgery or plaster application.

The ABS plastic side tables provide a smooth, stable and easily cleaned surface to work on. These can be dropped down out of the way, with a quick release mechanism when not required. The tables can also be removed.

Standard Features:

- 260kg safe working load for electric and 225kg for hydraulic versions
- Retractable rubber castors
- MRSA resistant anti bacterial upholstery
- Fire retardant upholstery
- 2 x Quick release treatment tables
- Gas spring assisted back & foot section
- Adjustable foot for uneven floors
- Extra low entry height for wheel chair transfer
- World leading Linak ‘High Reliability’ actuators
- Upholstery available in 25 standard colours
- Manufactured in the UK and CE Marked

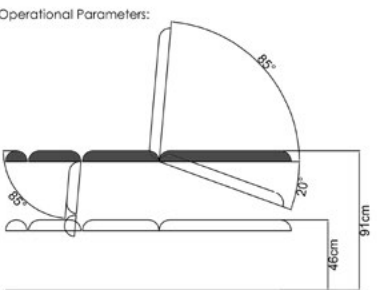
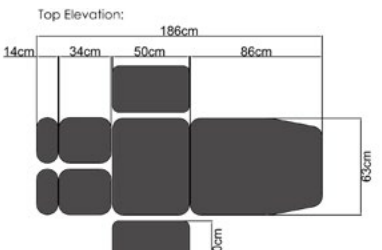
Available Options & Accessories:

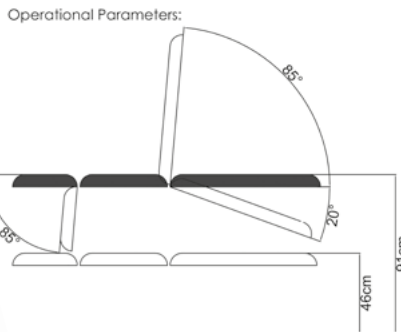
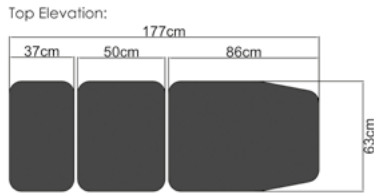
- Tilting Seat Option
- Transportation Castors
- Clean Edge Base Cover
- IV Pole Attachment
- Additional accessories are available (See page 45)



Mechanism
Electric
Hydraulic

Product Code
PL01E
PL01H





Multi-purpose Plinth

Designed to work in a modern practice, this plinth is suitable for numerous procedures including phlebotomy, minor surgery, gynaecology and general examination. This 4 in one couch/chair has a foot section dropping to 85° so will easily fit into the smallest room, and allow patients to sit in a chair position.

Standard Features:

- 260kg safe working load for electric and 225kg for hydraulic versions
- Retractable rubber castors
- 1x Phlebotomy arm
- 2x Gynaecology stirrups
- 1x Quick release plaster treatment table
- MRSA resistant anti bacterial & fire retardant upholstery
- Gas spring assisted back & foot section
- Extra low entry height for wheel chair transfer
- World leading Linak 'High Reliability' actuators
- Upholstery available in 25 standard colours
- Manufactured in the UK and CE Marked

Available Options & Accessories:

- Electric Backrest
- Paper Roll Holder
- Matching Operators Stool
- Foot Switch (Electric Version)
- Additional accessories are available (See page 45)



Mechanism
Electric
Hydraulic

Product Code
MP03E
MP03H

Medical Chair

Medi-Plinth's medical chair focuses on patient comfort, while providing a robust and sturdy work surface for general examination. In addition, the mid section on the tilting version, tilts to create a very natural seated position with the knees raised, whilst providing a better position for the practitioner.

Standard Features:

- Both electric models of the chair have a 260kg safe working load
- Retractable rubber castors & Adjustable foot for uneven floors
- MRSA resistant anti bacterial & fire retardant upholstery
- Divided legs with extending foot rests
- Gas spring assisted head & foot sections
- Extra low entry height for wheel chair transfer
- World leading Linak 'High Reliability' actuators
- Upholstery available in 25 standard colours
- Manufactured in the UK and CE Marked

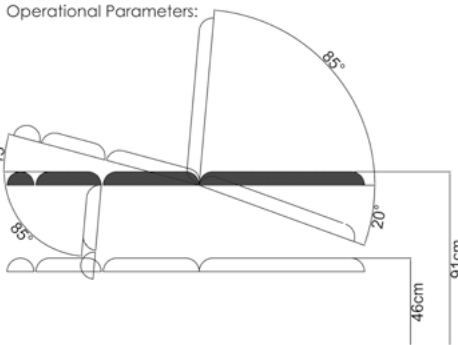
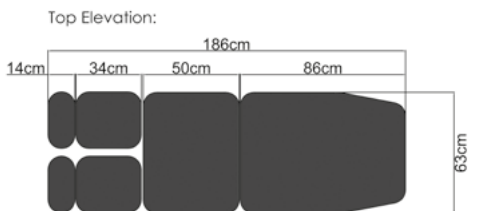
Available Options & Accessories:

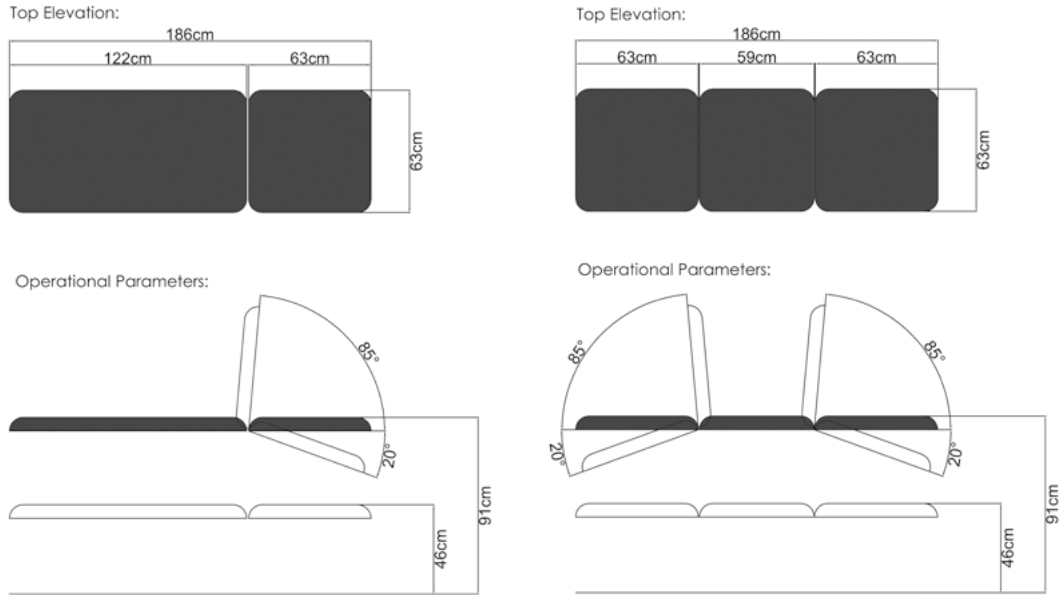
- Battery Operating System
- Daycare Arm Rests
- Padded Arm Table Extensions
- Additional accessories are available (See page 45)



Mechanism
Electric Non-Tilting
Electric Tilting

Product Code
MED06E
MEDT06E





Outpatients Plinth


The Medi-Plinth outpatients plinth has been designed to enable examination/ treatment and transportation within the department. Patient safety is enhanced as **Chrome cot sides are fitted as standard** on this plinth.

Standard Features:

- 260kg safe working load for electric and 225kg for hydraulic versions
- 100mm individually braked transportation castors
- MRSA resistant anti bacterial & fire retardant upholstery
- Gas assisted back & foot section included on 3 section versions
- Battery operation system (Electric)
- World leading Linak ‘High Reliability’ actuators
- Extra low entry height for wheel chair transfer
- Upholstery available in 25 standard colours
- Manufactured in the UK and CE Marked

Available Options & Accessories:

- IV Pole Attachment
- Clean Edge Base Cover
- Detachable Headrest
- Foot Switch (Electric Versions)
- Additional accessories are available (See page 45)



Mechanism

- 2 Section Electric
- 2 Section Hydraulic
- 3 Section Electric
- 3 Section Hydraulic

Product Code

- OP02E
- OP02H
- OP03E
- OP03H

Patient Trolley


The Medi-Plinth patient trolley has been designed to enable examination/ treatment and internal transportation. The design provides both flexibility and versatility, combining Medi-Plinth's renowned features and the essential requirements for patient transport.

Standard Features:

- 260kg safe working load for electric and 225kg for hydraulic versions
- Battery system for use whilst away from mains power (Electric Only)
- Single pedal operation, corridor friendly castors
- Corner bumper wheels & Operator Handle bars
- IV pole holder & O₂ bottle holder
- Drop down cot sides & Gas assisted back section
- MRSA resistant anti bacterial & fire retardant upholstery
- World leading Linak ‘High Reliability’ actuators
- Upholstery available in 25 standard colours
- Manufactured in the UK and CE Marked
- Patient Securing Straps (Shown)
- Additional accessories are available (See page 45)

Available Options & Accessories:

- Detachable Headrest
- Breathing Hole
- Paper Roll Holder

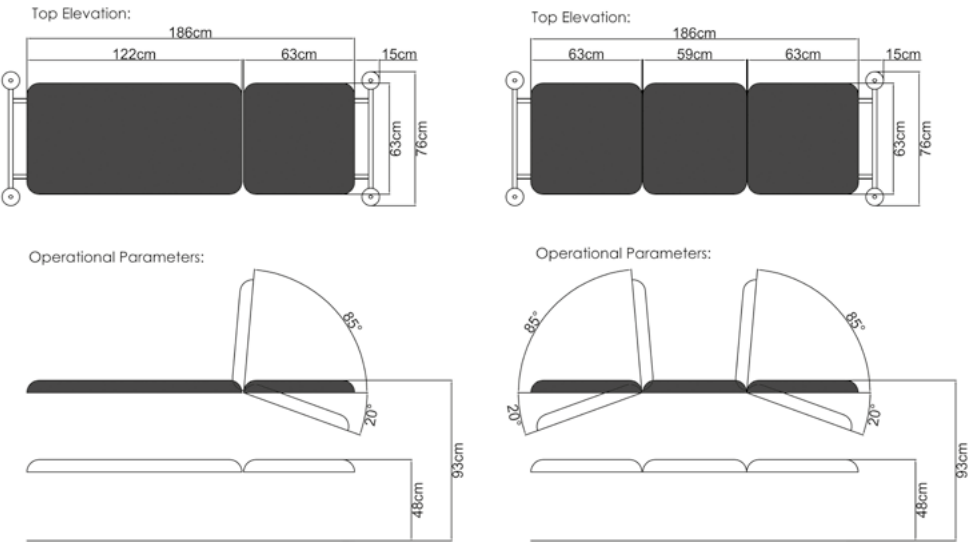


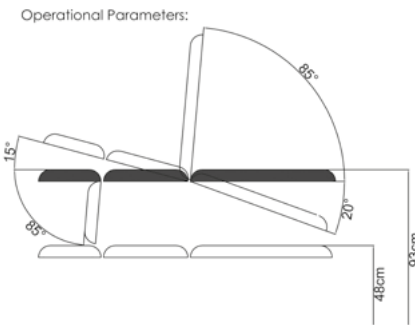
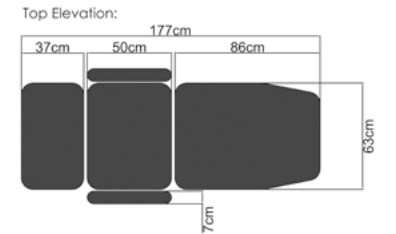
Mechanism

- 2 Section Electric
- 2 Section Hydraulic
- 3 Section Electric
- 3 Section Hydraulic

Product Code

- BPT02E
- BPT02H
- BPT03E
- BPT03H





Day Care Couch


Medi-Plinth's Day Care couch is ideal for patients that spend large amounts of time seated during examinations or treatments. Designed with patient comfort in mind, this couch features a linked castor wheel system that allows for patients to be transported both safely and with ease.

Standard Features:

- 260kg safe working load for electric versions
- Central control brake/lock/steer transportation castors
- MRSA resistant anti bacterial & fire retardant upholstery
- Fold down sides/armrests
- Gas spring assisted back & foot section
- Tilting seat and 15° Trendelenburg positioning
- Extra low entry height for wheel chair transfer
- World leading Linak 'High Reliability' actuators
- Upholstery available in 25 standard colours
- Manufactured in the UK and CE Marked

Available Options & Accessories:

- Electric Backrest
- Battery Operating System
- Detachable Head Rest
- Additional accessories are available (See page 45)



Mechanism
Electric

Product Code
DC03E

Podiatry Chair

Medi-Plinth's podiatry chair focuses on patient comfort, with armrests and a long backrest that reaches head height. The Medi-Plinth operator's chair is the perfect accessory to help coordinate the room.

In addition, the mid section on the tilting podiatry tilts to create a very natural seated position with the knees raised, whilst providing a better position for the practitioner.

Standard Features:

- 260kg safe working load
- Adjustable armrests & Adjustable foot for uneven floors
- Divided legs with extending foot rests
- Retractable rubber castors
- MRSA resistant anti bacterial & fire retardant upholstery
- Gas spring assisted back & foot section
- Extra low entry height for wheel chair access
- World leading Linak 'High Reliability' actuators
- Upholstery available in 25 standard colours
- Manufactured in the UK and CE Marked

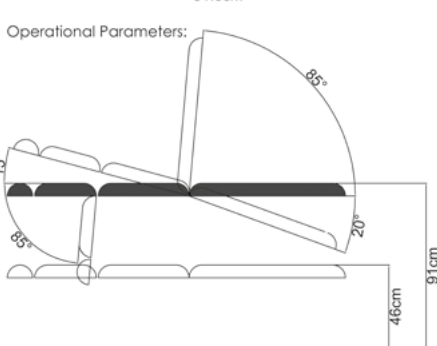
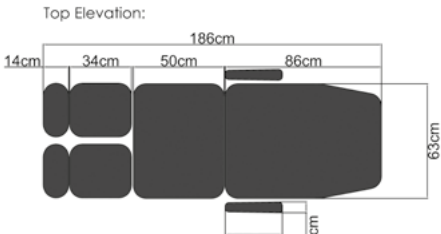
Available Options & Accessories:

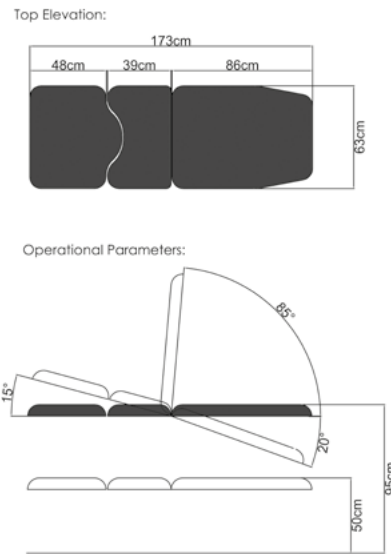
- Stainless Steel Accessory Rail
- IV Pole Attachment
- See more accessories on page 45
- Daray Mag LED
(Please contact us for further information on this accessory)



Mechanism
Electric Non-Tilting
Electric Tilting

Product Code
BAC06E
BTC06E





GP Gynaecological Plinth

Medi-Plinth's GP gynaecology plinth features improved access and ergonomics for the clinician and enhanced comfort and dignity for the patient. Effortless adjustment is ensured by electric motors for height and tilt. The electric seat also enables Trendelenburg. Fully adjustable foot stirrups/knee troughs or upholstered footpads can be provided as standard, as is the stainless steel tray. The Medi-Plinth operators stool is a key optional accessory which can be co-ordinated with the plinth. The GP gynae plinth **can also be used as a standard 2 section plinth**.

Standard Features:

- 260kg safe working load for electric versions
- Excellent lithotomy access and foot-room for the clinician
- Removable leg section enables couch to be used as a standard two section
- Retractable rubber castors & Adjustable foot for uneven floors
- Stainless Steel Accessory Rails & Pair of Indexing Clamps.
- Stainless steel tray included
- Gas spring assisted back section
- World leading Linak 'High Reliability' actuators
- Upholstery available in 25 standard colours
- Manufactured in the UK and CE Marked

Available Options & Accessories:

- Detachable Headrest (Shown)
- Paper Roll Holder
- Fold Down Loop Arms (Shown)
- Operators Saddle Stool
- Additional accessories are available (See page 45)



Mechanism

Electric with Stirrups
Electric with Troughs (Shown)
Electric with Footpads

Product Code

GY02ES
GY02ET
GY02EP

Ultra Gynaecological Plinth

Medi-Plinth's ultra gynaecology plinth features three electric motors for height, tilt and backrest control ensuring easy patient positioning and enabling the Plinth to be moved into Trendelenburg position.

Fully adjustable foot stirrups/knee troughs or upholstered footpads can be provided as standard, as is the stainless steel tray.

Standard Features:

- 260kg safe working load for electric versions
- Retractable rubber castors & Adjustable foot for uneven floors
- Lithotomy recess
- MRSA resistant anti bacterial & fire retardant upholstery
- Electric variable height, tilting seat & backrest
- Stainless steel tray included
- 3 motors for precise patient positioning
- World leading Linak 'High Reliability' actuators
- Upholstery available in 25 standard colours
- Manufactured in the UK and CE Marked

Available Options & Accessories:

- Swing Down Arms
- Clean Edge Base Cover
- Battery Operating Sytem
- Foot Switch
- Additional accessories are available (See page 45)

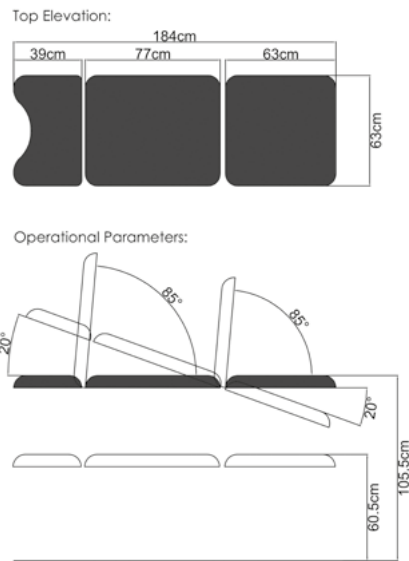


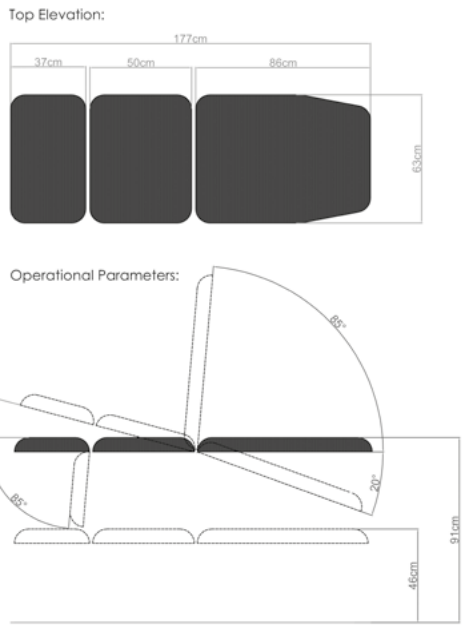
Mechanism

Electric with Stirrups
Electric with Troughs
Electric with Foot Pad

Product Code

GY04ES
GY04ET
GY04EP





Ultrasound Couch


Medi-Plinth's ultrasound couch provides smooth and effortless patient positioning with electric variable height, electric tilt (providing Trendelenburg facility) and gas spring assisted back and leg sections.

Standard Features:

- 260kg safe working load
- Electric tilt facility to allow for Trendelenburg positioning
- Retractable rubber castors
- Adjustable foot for uneven floors
- MRSA resistant anti bacterial & fire retardant upholstery
- Gas spring assisted head & foot sections
- World leading Linak 'High Reliability' actuators
- Extra low entry height for wheel chair access
- Upholstery available in 25 standard colours
- Manufactured in the UK and CE Marked

Available Options & Accessories:

- Breathing Hole
- Electric Backrest
- Adjustable Arm Rests
- Fold Down Padded Arm Rests (Day-Care Style)
- Additional accessories are available (See page 45)



Mechanism
Electric

Product Code
US03TE

Echocardiography Plinth

With a number of specific features to enable excellent positioning. The extended mid section provides comfortable seating, while the shaped backrest provides clinicians improved access to the patient. The padded support handles allow for patients to comfortably lie towards the edge of the couch with confidence.

The optional tilt facility enables the couch to be moved into Trendelenburg position when necessary position when necessary.

Standard Features:

- 260kg safe working load for both plinths
- 2 patient steadying handles, which can change side
- Retractable rubber castors & Adjustable foot for uneven floors
- MRSA resistant anti bacterial & fire retardant upholstery
- Extending operator seat section that can be fitted either side
- Gas spring assisted back section
- Upholstery available in 25 standard colours
- World leading Linak 'High Reliability' actuators
- Extra low entry height for wheel chair transfer
- Manufactured in the UK and CE Marked

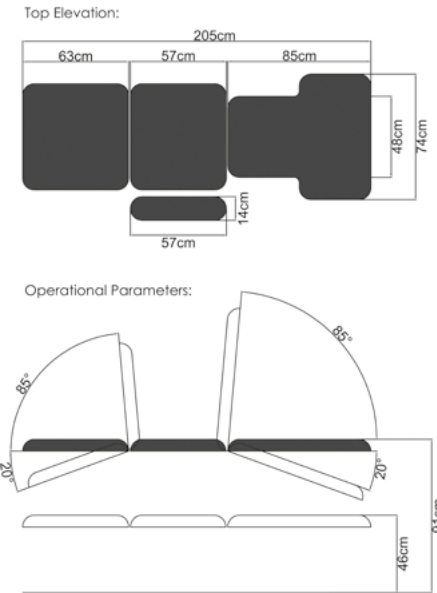
Available Options & Accessories:

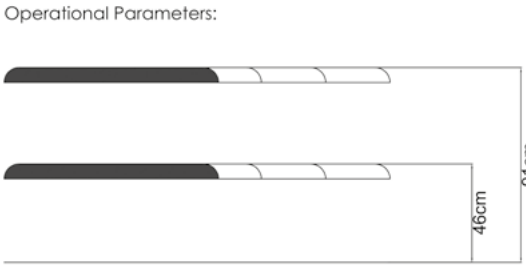
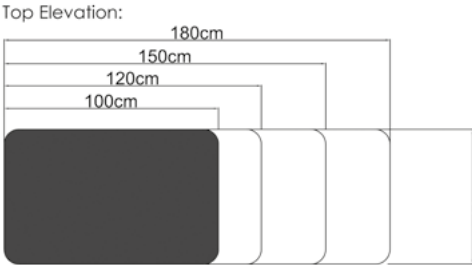
- Extra Wide Upholstery Surface 75cm
- Paper Roll Holder
- Clean Edge Base Cover
- See more accessories on page 45



Mechanism
Electric Non-Tilting
Electric Tilting

Product Code
ECG03E
ECG03T





Changing Table

This Single Section Couch is ideal for use in the care of disabled or dependent people and comes in a variety of lengths to suit patient ages and your requirements.


We recommend purchasing cot sides for added safety (see optional accessories).

Standard Features:

- 260 Kg safe patient weight for electric and 225kg for hydraulic models
- MRSA Resistant Anti Bacterial & Fire Retardant Upholstery
- Available in Four Lengths: 100cm, 120cm, 150cm & 180cm
- Retractable Rubber Castors & Adjustable Foot for uneven floors
- World leading Linak ‘High Reliability’ actuators
- Extra low entry height for wheel chair transfer
- Upholstery available in 25 standard colours
- Manufactured in the UK and CE Marked

Available Options & Accessories:

- Paper Roll Holder
- Extra Wide Upholstery 75cm
- Painted Padded Cotsides (Shown)
- Linked Castors –Single Pedal Operation & Corridor Friendly
- Additional accessories are available (See page 45)



Mechanism
Electric
Hydraulic

Product Code
BA01E
BA01H

Oncology Chair


Medi-Plinth’s Oncology Chair focuses on patient comfort, with armrests and a long backrest that reaches head height. In addition, the mid section on the tilting Oncology Chair tilts to create a very natural seated position with the knees raised.

Standard Features:

- 260kg safe working load for electric versions
- Adjustable arm rests
- Retractable rubber castors
- Adjustable foot for uneven floors
- MRSA resistant anti bacterial & fire retardant upholstery
- Full lay flat capability
- World leading Linak ‘High Reliability’ actuators
- Extra low entry height for wheel chair transfer
- Upholstery available in 25 standard colours
- Manufactured in the UK and CE Marked

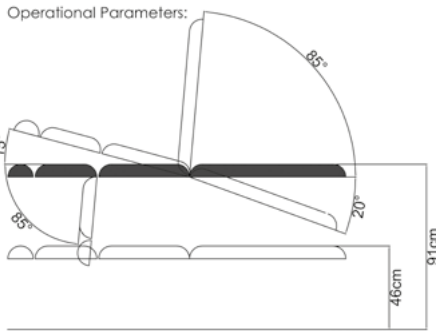
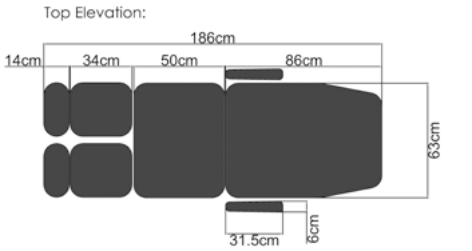
Available Options & Accessories:

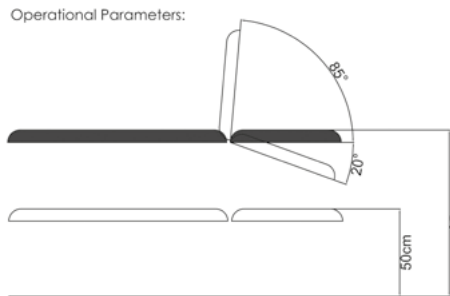
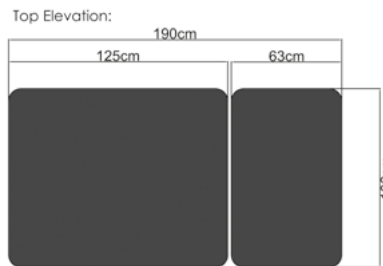
- Detachable Headrest
- Breathing Hole
- Electric Backrest
- Additional accessories are available (See page 45)



Mechanism
Electric
Electric Tilting

Product Code
ON06E
ON06TE





Bo Plinth 2 Section


Medi-Plinth's 2 Section Bo-Plinth is ideal for treating heavier patients with neurological conditions and head injuries. Its sturdy wide top makes the couch safe for the therapist to treat the patient with both ease and comfort in mind.

Standard Features:

- 320kg (50 stone) safe working load on electric and 225kg for hydraulic versions
- Dual gas assisted back section
- MRSA resistant anti-bacterial upholstery
- Fire retardant upholstery
- Heavy Duty adjustable foot for uneven floors
- World leading Linak 'High Reliability' actuators
- Extra low entry height for wheel chair transfer
- Upholstery available in 25 standard colours
- Manufactured in the UK and CE Marked

Available Options & Accessories:

- Battery Operating System
- Electric Backrest
- Chrome Padded Cotsides (Shown)
- Foot Switch
- Additional accessories are available (See page 45)



Mechanism
Electric
Hydraulic

Product Code
BO02E
BO02H

Bo Plinth 3 Section


Medi-Plinth's 3 Section Bo-Plinth is ideal for treating neurological conditions and head injuries. Its sturdy wide top makes the couch safe for the therapist to work on together with the patient.

Standard Features:

- 320kg (50 stone) safe working load on electric and 225kg for hydraulic versions
- Dual gas assisted back section
- Dual gas assisted foot section
- MRSA resistant anti-bacterial & fire retardant upholstery
- Heavy Duty adjustable foot for uneven floors
- World leading Linak 'High Reliability' actuators
- Extra low entry height for wheel chair transfer
- Upholstery available in 25 standard colours
- Manufactured in the UK and CE Marked

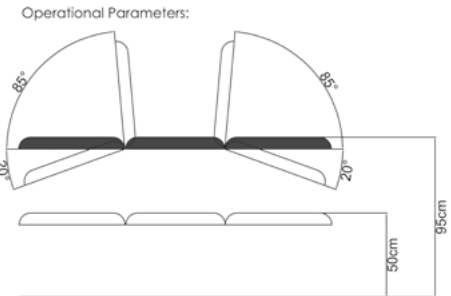
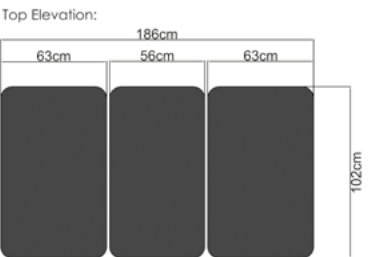
Available Options & Accessories:

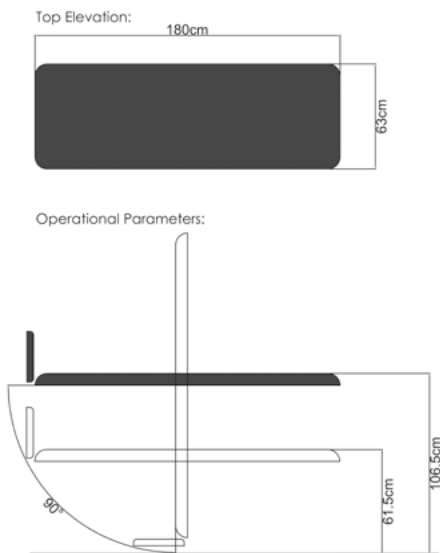
- Breathing Hole
- Chrome cotsides
- Transportation Castors
- Foot protection cover
- Additional accessories are available (See page 45)



Mechanism
Electric
Hydraulic

Product Code
BO03E
BO03H





Tilt Table

Medi-Plinth's New Tilt Table is ideal for treating neurological conditions and head injuries. Its sturdy wide top makes the couch safe for the therapist to work on together with the patient.

Standard Features:

- 180kg safe working load
- Large lockable Castors suitable for patient transportation
- Electric Height & Tilt Control
- Patient Handles
- Inclinator supplied as standard
- MRSA Resistant Anti Bacterial & Fire Retardant Upholstery
- 3 Velcro Harnesses
- World leading Linak 'High Reliability' actuators
- Upholstery available in 25 standard colours
- Manufactured in the UK and CE Marked

Available Options & Accessories:

- Extra Wide Upholstery 75cm
- Patients Table
- Tilting Foot Board
- Detachable Headrest
- Additional accessories are available (See page 45)



Mechanism
Electric

Product Code
T01E

2 Section / Split Leg Tilt Tables

The Split Leg Table has the same function-ality as the standard Tilt Table but allows the patient's legs to be strapped separately, providing a greater feeling of security for the patient.

The 2 Section Tilt Table again has the same functionality as the standard Tilt Table but with an added adjustable Backrest, which makes the table extremely versatile, enabling it to be **used as a general examination couch** as well as a Tilt Table.

Standard Features:

- 180kg Safe Working Load
- Large Lockable Castors suitable for patient transportation
- Electric Height & Tilt Control
- Patient Handles & Inclinator supplied as standard
- MRSA Resistant Anti Bacterial & Fire Retardant Upholstery
- 4 Velcro Harnesses (Split Leg) 3 Velcro Harnesses for 2 Section
- Gas Spring Assisted Back Section (2 Section Model)
- World leading Linak 'High Reliability' actuators
- Upholstery available in 25 standard colours
- Manufactured in the UK and CE Marked

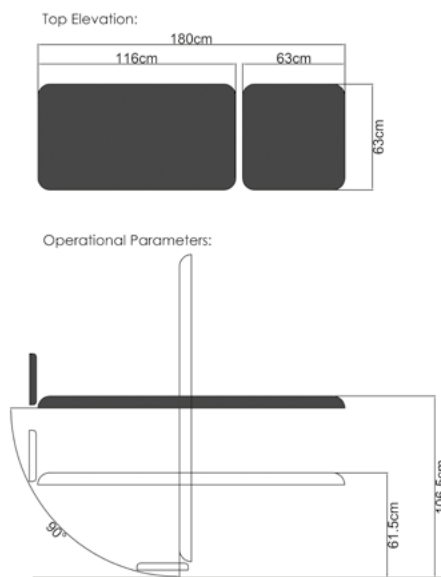
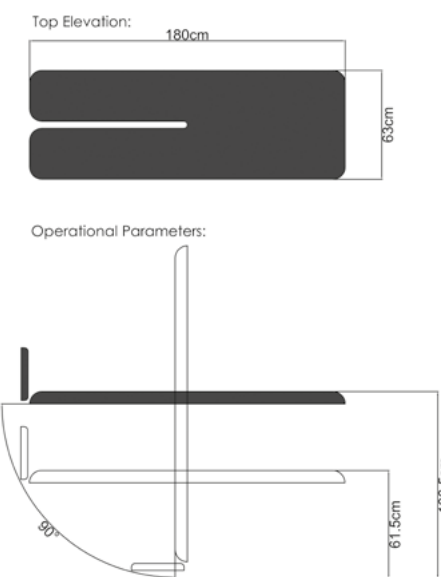
Available Options & Accessories:

- Extra Wide Upholstery 75cm
- Patients Table
- Tilting Foot Board
- See more accessories on page 45



Mechanism
Electric with Split Leg
2 Section Electric Table

Product Code
T02E
T03E





Bariatric Couches 75 & 100cm

With the increasing requirement for examination couches with the capability of supporting extremely heavy patients, Medi-Plinth have designed a range of Electric Lift models that combine a safe working load/lifting capacity of 320kgs. They also feature extra wide upholstery for maximum patient comfort.

Standard Features:

- 320kg safe working load for only electrical versions
- MRSA resistant anti-bacterial upholstery
- Heavy Duty adjustable foot for uneven floors
- World leading Linak ‘High Reliability’ actuators
- Heavy Duty Armrests shown, but must be purchased separately
- Extra low entry height for wheel chair transfer
- Fire retardant upholstery
- Electric back rest as standard
- Upholstery available in 25 standard colours
- Manufactured in the UK and CE Marked

Available Options & Accessories:

- Transportation Castors
- Heavy Duty Adjustable Armrests (Shown)
- Breathing Hole
- Additional accessories are available (See page 45)



Mechanism

- 2 Section 75cm Electric
- 3 Section 75cm Electric
- 2 Section 100cm Electric
- 3 Section 100cm Electric

Product Code

- BARI0275
- BARI0375
- BARI02100
- BARI03100

Bariatric Drop End Couches


Medi-Plinth’s Bariatric range of drop end couches provide the ultimate support while treating extremely heavy patients. Featuring extra wide upholstery, this Bariatric couch is the premium choice for advanced patient positioning, and comfort, while consulting larger patients.

Standard Features:

- 320Kg Safe Working Load (50 Stone)
- Electric back rest as standard
- Adjustable foot for uneven floors
- MRSA resistant anti-bacterial upholstery
- Heavy Duty adjustable foot for uneven floors
- Breathing hole not included as standard
- Fire retardant upholstery
- World leading Linak ‘High Reliability’ actuators
- Retractable rubber castors
- Upholstery available in 25 standard colours
- Manufactured in the UK and CE Marked

Available Options & Accessories:

- Breathing Hole (Shown – Not included as standard)
- Battery Operating System
- Transportation Castors
- Swing Down Arms
- Additional accessories are available (See page 45)

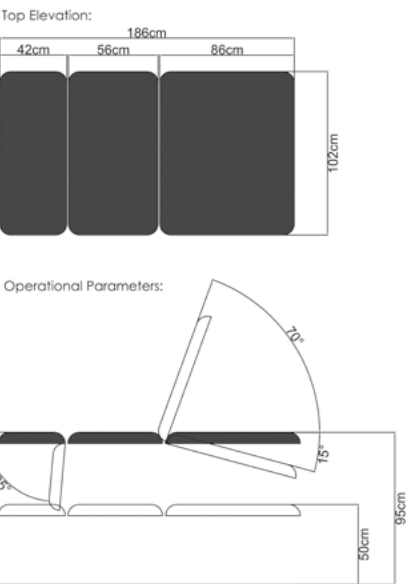


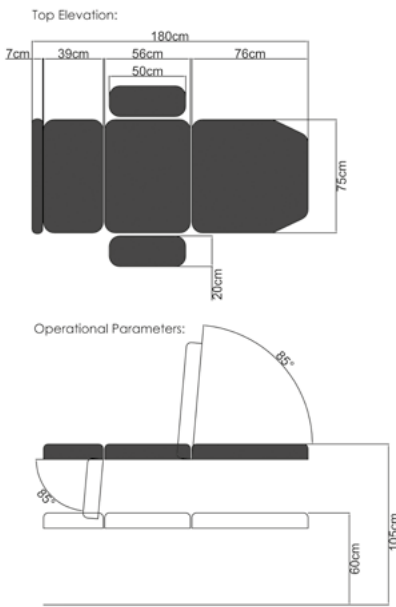
Mechanism

- Electric 75cm Wide
- Electric 100cm Wide

Product Code

- BARI0375DE
- BARI03100DE





Dialysis Chair


Medi-Plinth's Dialysis chair is designed with comfort in mind for the duration of dialysis. The specially designed upholstery uses a composite of low and medium density shaped cushions to provide both comfort and support.

Standard Features:

- 260Kg Safe Working Load for Electric Versions
- Electric Variable Height & Electric Back Section
- Retractable Rubber Castors
- Adjustable Foot for uneven Floors
- MRSA Resistant Anti-Bacterial & Fire Retardant Upholstery
- Detachable Headrest & Sliding Adjustable Footrest
- Extra Wide Upholstery (75cm)
- Multi Position & Fold Away Armrests
- World leading Linak 'High Reliability' actuators
- Upholstery available in 25 standard colours
- Manufactured in the UK and CE Marked

Available Options & Accessories:

- Paper Roll Holder
- Foot Switch
- IV Pole Attachment
- Clean Edge Base Cover
- Additional accessories are available (See page 45)



Mechanism

Electric
Electric Tilting

Product Code

DA04E
DA04TE

C Arm Imaging Table

Designed for a wide range of applications including:
Day Surgery, Vascular Studies and Pain Management Procedures.


This table combines a 150 cm of artefact free imaging platform with the Medi-Plinth proven lift technology. It has a low ride height, provides superb access for the most challenged of patients and the range of available accessories provide artefact free positioning solutions for most procedures.

Standard Features:

- Full Unobstructed "C" Arm Access
- 2060mm long x 560mm wide
- Low Height 45.5 cm (excluding mattress)
- High Height 90.5 cm (excluding mattress)
- Maximum Patient Weight 180 Kg
- Pushing and Positioning Handle
- Single Pedal Linked Castors
- Manufactured in the UK and CE Marked

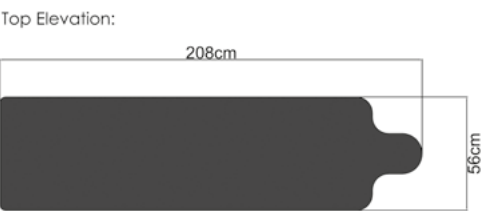
Available Options & Accessories:

- Foot Switch
- Visco Patient Mattress
- Stainless Steel Accessory Rail
- See more accessories on page 45



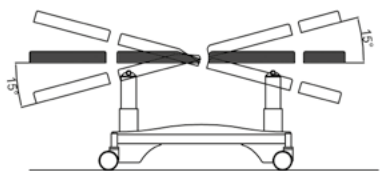
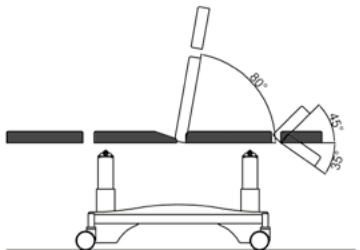
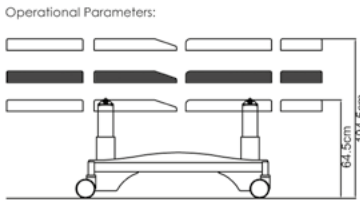
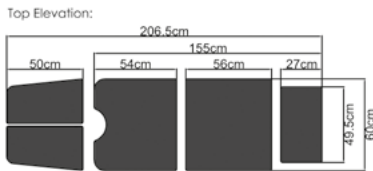
Mechanism
Electric

Product Code
WX01



Operational Parameters:





Mobile Operating Table

The Mobile Operating Table offers an extremely rigid and stable operating platform that can be tailored to the precise needs of the clinician. The built in battery system provides full functionality of the table for extended periods while away from mains power supply. In addition, a wide range of Medi-Plinth accessories can be added for greater flexibility during surgical procedures.

Standard Features:

- Safe working load is 200kg
- Electric variable height, backrest, and tilt adjustment
- Trendelenburg and reverse Trendelenburg positioning
- Built in battery system whilst unplugged from mains supply
- All sections have X-Ray translucent surfaces
- Linked Castor Base creates option for castors to run freely, a two wheel steering lock, or to be fully braked
- Removable split leg sections with Lithotomy recess
- Mattresses are anti static coated and can be removed
- Each mattress features an anti microbial air filter panel
- Manufactured in the UK and CE Marked

Available Options & Accessories:

The Mobile Operating Table is available with a wide range of accessories that can allow clinicians to perform several different procedures, these are displayed on the following page.



Mechanism	Product Code
Electric	DS01

Mobile Operating Table Accessories and options

The Mobile Operating Table is available with a wide range of accessories to further aid the needs of the clinician. There are several varying options available that will aid clinicians for specific procedures.

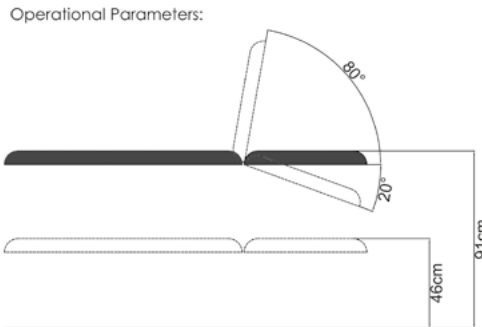
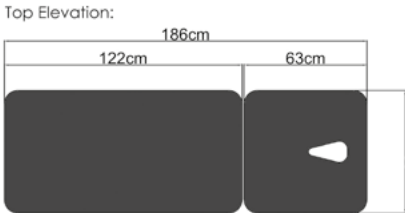
Accessories such as the transportation package includes side rails and bumper wheels allowing for patients to be transported safety, the gynae pack allows for numerous gynaecology procedures to be conducted both safety and discreetly, and fold down side rails can be included for increased patient safety

Available Options & Accessories:

- Full Length Accessory Rails
- Four Corner Bumper Wheels
- Gynaecology Leg Troughs and Foot Stirrups
- IV Pole Attachment
- Stainless Steel Tray
- Folding Side Rails
- Operator Handle Bar
- Foot Switch Controls
- Arm tables incl. Mattresses & Clamps

Mechanism	Product Code
Accessory Rails	DS01.01
Gynae Package	DS01.02
Fold Down Side Rails	DS01.03
Foot Switch Control	DS01.04
Transport Package	DS01.07
IV Poles and Brackets	DS01.08
Arm tables incl. Mattresses & Clamps	DS01.09





*Please kindly note, images show peripheral foot bar. This is an added feature and comes at an extra cost.

Physio+ Two Section Plinth

Medi-Plinth is pleased to introduce its new and improved professional range of highly stable and durable rehabilitation plinths. The new Physio+ 2 section utilizes the highest quality materials and innovative design to give the clinician a robust platform from which to work.

Trusted by medical professionals, the Physio+ 2 section offers great clinician access and patient positioning, whilst providing unrivalled reliability. A number of popular options and accessories can be added for versatility and cost effectiveness.

Standard Features:

- 260kgs safe working load for electric & 225kgs for hydraulic versions
- Paper roll holder fitted as standard
- Anti-entrapment ‘Suspa’ gas strut operated backrest
- Stitched key hole shaped ergonomic breathing hole and bung for comfort
- Single Foot switch fitted as standard
- Adjustable foot for uneven floors
- Upholstery gusset linking all upholstery sections and covering all hinge points
- Retractable, easy clean ‘Tente’ castors
- Extra low entry height for wheel chair transfer
- Mobile Hoist clearance beneath base frame
- Precision self-lubricating bearings on all pivot points
- MRSA resistant anti-bacterial & fire retardant vinyl upholstery
- Upholstery available in 25 standard colours
- Manufactured in the UK and CE Marked

Available Options & Accessories:

- Extra Wide Upholstery 75cm
- Peripheral Foot Bar (Shown)
- Wedge Rest Set
- See more accessories on page 45

Mechanism
Electric
Hydraulic

Product Code
PHYS+02E
PHYS+02H

Physio+ Three Section Plinth

Medi-Plinth is pleased to introduce its new and improved professional range of highly stable and durable rehabilitation plinths. The new Physio+ 3 section utilizes the highest quality materials and innovative design to give the clinician a robust platform from which to work.

Trusted by medical professionals, the Physio+ 3 section offers great clinician access and patient positioning, whilst providing unrivalled reliability. A number of popular options and accessories can be added for versatility and cost effectiveness.

Standard Features:

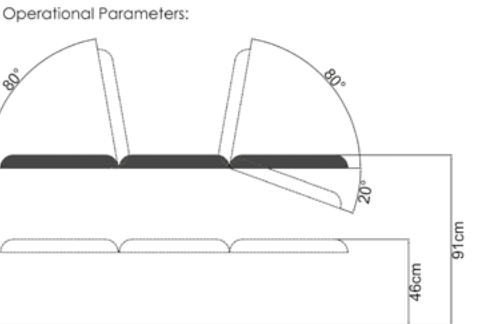
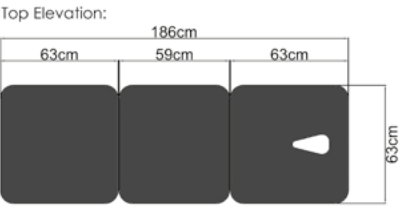
- 260kgs safe working load for electric & 225kgs for hydraulic versions
- Paper roll holder fitted as standard
- Anti-entrapment ‘Suspa’ gas strut operated backrest & footrest
- Stitched key hole shaped ergonomic breathing hole and bung for comfort
- Single Footswitch fitted as standard
- Adjustable foot for uneven floors
- Upholstery gusset linking all upholstery sections and covering all hinge points
- Retractable, easy clean ‘Tente’ castors
- Extra low entry height for wheel chair transfer
- Mobile Hoist clearance beneath base frame
- Precision self-lubricating bearings on all pivot points
- MRSA resistant anti-bacterial & fire retardant vinyl upholstery
- Upholstery available in 25 standard colours
- Manufactured in the UK and CE Marked

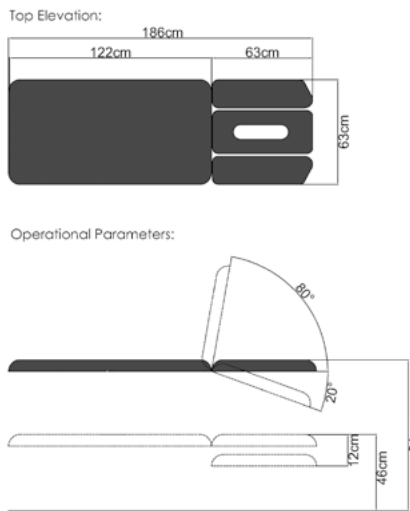
Available Options & Accessories:

- Fold Down Loop Arms
- Extra Wide Upholstery 75cm
- Peripheral Foot Bar
- See more accessories on page 45

Mechanism
Electric
Hydraulic

Product Code
PHYS+03E
PHYS+03H





Physio+ Four Section Plinth

Medi-Plinth is pleased to introduce its new and improved professional range of highly stable and durable rehabilitation plinths. The new Physio+ 4 section utilizes the highest quality materials and innovative design to give the clinician a robust platform from which to work. The new Physio+ 4 section incorporates our ergonomically designed head and adjustable arm supports with a long face hole, allowing face down treatment and manipulation methods used by physiotherapists, osteopaths and chiropractors.

Trusted by medical professionals, the Physio+ 4 section offers great clinician access and patient positioning, whilst providing unrivalled reliability. A number of popular options and accessories can be added for versatility and cost effectiveness.

Standard Features:

- 260kgs safe working load for electric & 225kgs for hydraulic versions
- Paper roll holder fitted as standard
- Anti-entrapment 'Suspa' gas strut operated backrest
- Ergonomically designed head and adjustable arm supports
- Long stitched breathing hole and bung for patient comfort
- Single Foot switch fitted as standard
- Upholstery gusset linking all upholstery sections and covering all hinge points
- Retractable, easy clean 'Tente' castor's
- Extra low entry height for wheel chair transfer
- Adjustable foot for uneven floors
- Mobile Hoist clearance beneath base frame
- Precision self-lubricating bearings on all pivot points
- MRSA resistant anti-bacterial & fire retardant vinyl upholstery
- Upholstery available in 25 standard colours
- Manufactured in the UK and CE Marked

Mechanism
Electric
Hydraulic

Product Code
PHYS+04E
PHYS+04H

Physio+ Five Section Plinth

Medi-Plinth is pleased to introduce its new and improved professional range of highly stable and durable rehabilitation plinths. The new Physio+ 5 section utilizes the highest quality materials and innovative design to give the clinician a robust platform from which to work. The new Physio+ 5 section incorporates our ergonomically designed head and adjustable arm supports with a long face hole, allowing face down treatment and manipulation methods used by physiotherapists, osteopaths and chiropractors.

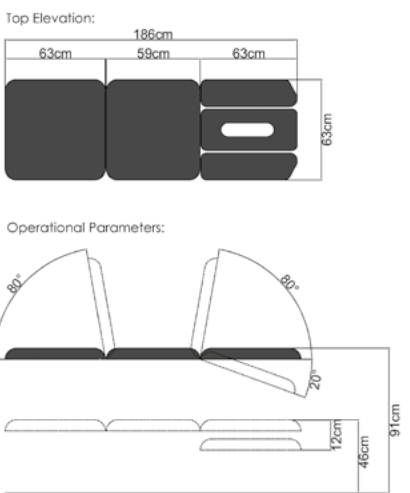
Trusted by medical professionals, the Physio+ 5 section offers great clinician access and patient positioning, whilst providing unrivalled reliability. A number of popular options and accessories can be added for versatility and cost effectiveness.

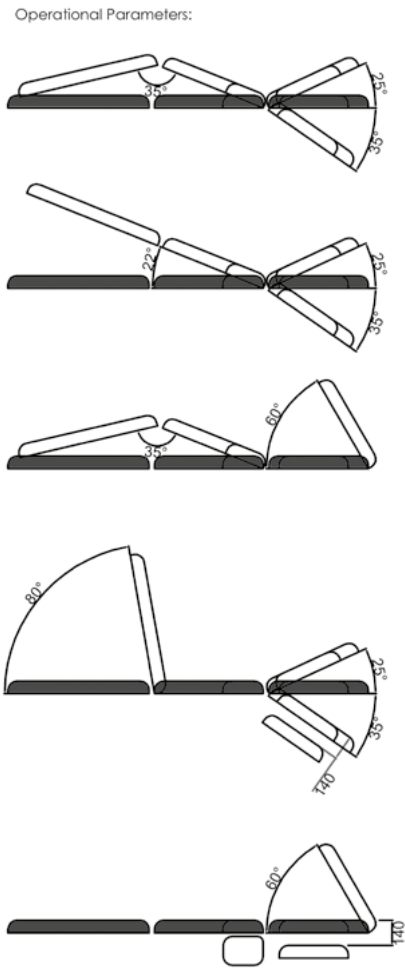
Standard Features:

- 260kgs safe working load for electric & 225kgs for hydraulic versions
- Paper roll holder fitted as standard
- Anti-entrapment 'Suspa' gas strut operated backrest & footrest
- Ergonomically designed head and adjustable arm supports
- Long stitched breathing hole and bung for patient comfort
- Single Foot switch fitted as standard
- Upholstery gusset linking all upholstery sections and covering all hinge points
- Retractable, easy clean 'Tente' castor's
- Extra low entry height for wheel chair transfer
- Adjustable foot for uneven floors
- Mobile Hoist clearance beneath base frame
- Precision self-lubricating bearings on all pivot points
- MRSA resistant anti-bacterial & fire retardant vinyl upholstery
- Upholstery available in 25 standard colours
- Manufactured in the UK and CE Marked

Mechanism
Electric
Hydraulic

Product Code
PHYS+05E
PHYS+05H





Physio 7 Section Plinth

Medi-Plinths newly developed 7 section provides optimum functionality and easy positioning for a number of physiotherapy procedures.


The 7 section incorporates Medi-Plinth's tried and tested lift system in conjunction with a number of clever and innovative manipulation orientations, providing a stable platform from which therapists can work.

Standard Features:

- Safe working load of 260Kg for electric
- Breathing hole fitted as standard
- Gas assisted foot, head, and mid section
- Drop down arm and shoulder rests allowing greater access
- Breaking centre section allows for postural drainage
- World leading Linak 'High Reliability' actuators
- Extra low entry height for wheel chair transfer
- Height adjustable arm rests
- Retractable rubber castors
- Upholstery available in 25 standard colours
- Manufactured in the UK and CE Marked

Available Options & Accessories:

- Foot Protection Cover
- Extra Wide Upholstery 75cm
- Wedge Set
- Additional accessories are available (See page 45)



Mechanism
Electric

Product Code
BA07E

Physio 2 Section Low Bo Plinth

Medi-Plinth is pleased to introduce its new range of rehabilitation products which provide increased stability while incorporating a number of features dedicated to rehabilitation and physiotherapy procedures.


The 2 section Low Bo Plinth offers a robust platform from which clinicians can work, this includes electrically operated head section which provides great section stability, and easy patient positioning.

Standard Features:

- 320Kg safe working load for electric plinth version
- Electrically operated backrest for great section stability with paper roll holder fitted as standard
- Stitched key hole shaped breathing hole and bung to provide enhanced patient comfort
- Footswitch and upholstery gusset included as standard
- Retractable, easy clean 'Tente' castors
- Adjustable foot for uneven floors
- MRSA resistant anti-bacterial & fire retardant upholstery
- Extra low entry height for wheel chair transfer
- World leading Linak 'High Reliability' actuators
- Manufactured in the UK and CE Marked

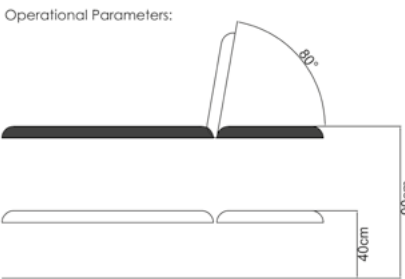
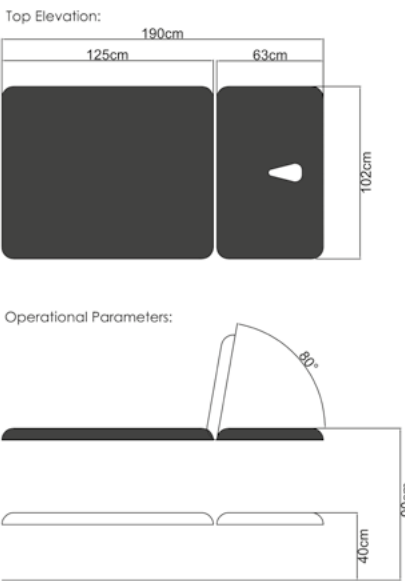
Available Options & Accessories:

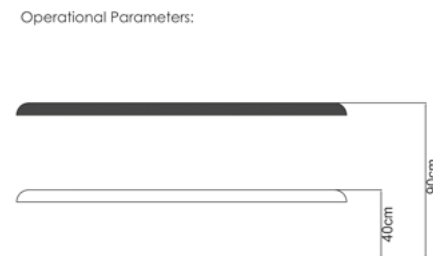
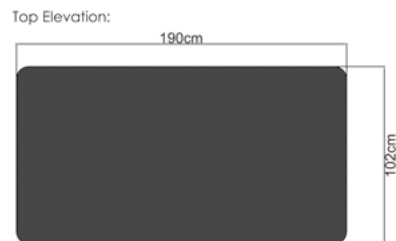
- Battery Operating System
- Foot Protection Cover
- Extra Wide Upholstery 120cm
- See more accessories on page 45



Mechanism
Electric

Product Code
PHYSBO01E





Physio Low Mat Table

Medi-Plinth's rehabilitation products provide increased stability while incorporating a number of features dedicated to specific rehabilitation and physiotherapy procedures.


The Low Mat Table offers a robust platform from which clinicians can work. A number of popular options and accessories can be added to the table making it both versatile and cost effective.

Standard Features:

- 320Kg safe working load for electric versions
- Paper roll holder fitted as standard
- Footswitch included as standard
- Adjustable foot for uneven floors
- MRSA resistant anti-bacterial & fire retardant upholstery
- Extra low entry height for wheel chair transfer
- Retractable, easy clean 'Tente' castors
- World leading Linak 'High Reliability' actuators
- Upholstery available in 25 standard colours
- Manufactured in the UK and CE Marked

Available Options & Accessories:

- Extra Wide Upholstery 120cm
- Wedge Set
- Battery Operating System
- Additional accessories are available (See page 45)



Mechanism
Electric

Product Code
PHYSMT01E

Upholstery Options

The upholstery on all Medi-Plinth couches has been developed over many years to eliminate folding, stitching and minimise creasing. This ensures smooth coverage and easy maintenance of infection control.

Upholstery comes in 25 standard colours:

All Medi-Plinth products are upholstered in durable and comfortable vinyl which inhibits MRSA (3352 Methicillin resistant to Staphylococcus Aurous) Bio-Pruf treated to resist the growth of mould, mildew and odour causing microbes. The Vinyl is also fire retardant.

Most couches are available with extra wide upholstery, which offers improved general comfort and access especially when treating larger patients. You will be required to include your vinyl selection as part of your couch order.

Resistance to Stains and Chemicals:

The fabrics are resistant to most mild acids, alkalis and household stains. Some substances such as ballpoint pen, lipstick, and food colourings may be absorbed by the vinyl and cause permanent staining. This can be minimised by immediate cleaning with a damp soapy cloth or sponge.


Care should be taken to protect the vinyl from oil based products (including body oils) as continued contact will cause the vinyl to harden.

Cleaning:

To maintain their appearance, the fabrics should be cleaned regularly to remove fatty substances and soiling. Light soiling can be removed by wiping with a damp, soapy cloth or sponge and subsequent rinsing with water before drying. If dirt is ingrained, the surface may be scrubbed with a soft brush. For stubborn stains a mix of 1 part methylated spirits to 5 parts water may be used. A very mild antiseptic may also be used if required.

All of our ranges have been tested and are capable of withstanding the most rigorous cleaning regime. Our fabrics can be used with all **NHS approved cleaning** solutions such as Chlor-Clean, Haz-Tab, Milton and Tristel. Clinell wipes and other alcohol based wipes are safe to use on our vinyls.

Caution: Do not use chemical bleaching materials, solvents, abrasive cleaners, wax polish or aerosol spray polishes. The use of these substances is likely to be harmful to PVC coated fabrics and repeated use can result in the removal of the plasticiser of the PVC compound, which will result in hardening and subsequent cracking of the material surface.





Plinth Options

These options must be purchased at the time of ordering a plinth

- 1. **VS01 – Visco Elastic Memory Foam Mattress**
This removable, easy to clean mattress replaces standard upholstery for medical applications. Also available in Anti Static Black
- 2. **CL2 – Clean Edge Base Cover**
The ‘Clean Edge’ base cover provides an easily wiped clean acrylic capped ABS cover over the base mechanism. Giving a more stylish visual impression, the cover is ideal combined with anti static mattress options for aseptic areas
- 3. **LCB01 – Linked Castor Base System**
Ideal solution for patient transport. A single pedal either locks and brakes all four wheels, or enables two wheels to be directionally locked for ease of steering. All four wheels can also swivel, allowing sideways positioning.
- 4. **BOS – Battery Operating System**
Enables 25+ lift cycles on a full charge to be used whilst away from mains.
- 5. **BBU – Battery Back Up**
- 6. **EB02 – Electric Tilting Seat**
- 7. **BR01 – Heat Formed Breathing Hole and Bung**
- 8. **BR02 – Stitched Breathing Hole and Bung**
- 9. **BR03 – Long Stitched Breathing Hole (Flexion) and Bung**
- 10. **EB01 – Electric Backrest**
- 11. **EW01 – Extra Wide Upholstery**
Extra wide upholstery provides for a wider patient surface at 75cm
- 12. **CA02 – Transportation Castors**
Can be added at no additional charge to enable transportation of patients
- 13. **DE01 – Adjustable Arm Rests**
- 14. **BE01 – Bariatric Arm Rests**
- 15. **PT02 – Tilting Patient Table**
For use alongside Tilt Tables, this table provides a multi positional platform for meals and activities
- 16. **TF01 – Tilting Foot Board**
The tilting foot board offers a adjustable comfortable addition to a Tilt Table
- 17. **AR01 – Padded Arm Table Extensions**
- 18. **DP01 – IV Drip Pole and Retractable Bracket (Plated)**
- 19. **PFB01 – All Round Foot Bar (for electric height adjustment)**
- 20. **FDPA01 – Fold Down Padded Arm Rests Pair (Day-Care Style)**

Plinth Accessories

These plinth accessories can be purchased with your order, they may also be purchased separately from our plinths.

- 1. **AL01 – Fold Down Arm Loops**
- 2. **PHL1 – Phlebotomy Arms**
- 3. **CO01C-P – Cot Sides Chromed (Pair)**
CO01C-S – Cot Side Chrome (Single)
- 4. **CP01C-P – Cot Sides Chromed Padded (Pair)**
CP01C-S – Cot Side Chrome Padded (Single)
- 5. **CO01-P – Cot Sides Painted (Pair)**
CO01-S – Cot Side Painted (Single)
- 6. **CP01-P – Cot Sides Painted Padded (Pair)**
CP01-S – Cot Side Painted Padded (Single)
- 7. **DHR01 – Detachable Headrest**
- 8. **DI01 – Divided Legs**
- 9. **DPT1 – Plastic Treatment/ Plaster Table**
- 10. **FO01 – Foot Switch Single**
FO02 – Foot Switch Double
FO03 – Foot Switch Triple
- 11. **GY01 – Gynaecology Stirrups**
- 12. **GY03 – Gynaecology Knee Troughs**
- 13. **GY05 – Gynaecology Foot Pads**
- 14. **OBH – Oxygen Bottle Holder**
- 15. **PR01 – Paper Roll Holder**
- 16. **SSUPH – Super Soft Upholster**
- 17. **TFS01 – Foot Storage Section for GP Gynaecology Plinth**
- 18. **VE03 – Velcro Harness (Set of 3)**
- 19. **WSB01 – Foot Section Wall Bracket for GP Gynaecology Plinth**
- 20. **PUAHR01 – Molded Head Support**
- 21. **PUAHR02 – Molded Headrest**
- 22. **FP01 – Foot Protection Cover**
- 23. **SDA01 – Swing Down Arm Rests**
- 24. **DUB01 – Diagnostic Unit Bracket**
- 25. **SSAR01 – Stainless Steel Accessory Rail**





WCS1
Seat Height: 50cm
Max Load Capacity: 114kg

WCS1PHL1
Seat Height: 50cm
Max Load Capacity: 114kg

OCS1A
Seat Height: 42.5–50cm
Max Load Capacity: 150kg

LAB1CHFR
Seat Height: 61–91cm
Max Load Capacity: 150kg



SAD01
Seat Height: 42.5–56cm
Max Load Capacity: 150kg

SAD01BKRFR
Seat Height: 42.5–56cm
Max Load Capacity: 150kg

OSS1
Seat Height: 45–59cm
Max Load Capacity: 150kg

LAB1
Seat Height: 61–86cm
Max Load Capacity: 150kg




OSS1PU
Seat Height: 45–59cm
Max Load Capacity: 150kg

SAD01PU
Seat Height: 42.5–56cm
Max Load Capacity: 150kg

Chairs and Stools

Our full range of ergonomically designed chairs and stools are available upholstered in the full range of any 25 Medi-Plinth upholstery colours to coordinate with your couch.

We provide a range from operator stools to desk chairs, many include gas assisted lift mechanisms to adjust chair height and five roller stands.



Product	Product Code
Operators Chair	OCS1
Operators Chair with Arm Rests (Shown)	OCS1A
Operators Stool (Shown)	OSS1
Operators Stool with Foot Ring	OSS1FR
Operators Stool Black PU	OSS1PU
Laboratory Stool (Shown)	LAB1
Laboratory Stool with Foot Ring	LAB1FR
Laboratory Chair with Arms & Foot Ring	LAB1CHAFR
Laboratory Chair without Arms & Foot Ring (Shown)	LAB1CHFR
Saddle Stool	SAD01
Saddle Stool with Foot Ring	SAD01FR
Saddle Stool with Backrest	SAD01BKR
Saddle Stool with Foot Ring & Backrest (Shown)	SAD01BKRFR
Saddle Stool Black PU (Shown)	SAD01PU
Waiting Room Chair (Shown)	WCS1
Waiting Room Chair with Arm Rests (Phlebotomy Arm Incl.)	WCS1A
Chrome Frame Phlebotomy Chair (Shown)	WCS1PHL1
Self Braking Castors	SBC1

Wooden Waiting Room Furniture

Medi-Plinth' introduces its range of Deluxe Wooden Waiting Room Furniture. All waiting room chairs are available in our full range of 25 standard upholstery colours, alongside our new wooden reception tables available in 2 sizes.

This modular, durable wooden furniture provides both comfortable and colourful seating options for any reception/ waiting areas. Their professional build quality and style ensure allow them to be suited to any environment.

DWWS1A Chair Dimensions:	DWWS3A Chair Dimensions:
<ul style="list-style-type: none">Chair Seat Height: 45.5cmTotal Chair Height: 86cmChair Width: 58cmChair Depth: 57cmMax Load: 114kg	<ul style="list-style-type: none">Chair Seat Height: 45.5cmTotal Chair Height: 86cmTotal 3 Chair Width: 174cmChair Depth: 57cmMax Load: 114kg
DWWT1 Table Dimensions:	DWWT2 Table Dimensions:
<ul style="list-style-type: none">Total Width: 49cmTotal Depth: 46cmTotal Height: 42cm	<ul style="list-style-type: none">Total Width: 90cmTotal Depth: 46cmTotal Height: 42cm
WWS1A Table Dimensions:	BWWS1A Table Dimensions:
<ul style="list-style-type: none">Chair Seat Height: 45.5cmTotal Chair Height: 86cmChair Width: 58cmChair Depth: 57cmMax Load: 114kg	<ul style="list-style-type: none">Chair Seat Height: 45.5cmTotal Chair Height: 86cmChair Width: 58cmChair Depth: 57cmMax Load: 225kg

Product	Product Code
Single Chair with Arms	DWWS1A
3x Chairs with Arms	DWWS3A
Small Reception Table	DWWT1
Large Reception Table	DWWT2
Waiting Chair with Arms	WWS1A
Bariatric Waiting Chair with Arms	BWWS1A



DWWT1 & DWWS3A
Small Table and 3x Chairs
Lilac, Beige & Pink Upholstery



WWS1A
Seat Height: 45.5cm
Max Load Capacity: 114kg



BWWS1A
Seat Height: 45.5cm
Max Load Capacity: 114kg



BEAMU02
2 Seat Beam

CHRU01
Single Chair

CHRU01A
Single Chair with Arms



BEAMU04
4 Seat Beam

BEAMU03
3 Seat Beam


Medi-Beam Seating (Upholstered)

Medi-Plinth's new modular range of waiting room/communal area seating, offers flexible seating solutions and a perfect balance of technology, functionality and design. All Medi-beam seatings includes a **1 Year Manufacturer Warranty**.

The Medi beam seating is available in various configurations; from single chairs through to four seater benches. All seating is available in Medi-plinth's full range of 25 vinyl colours to suit any colour scheme. Their professional build quality and style

Upholstered Chair Features:

- Maximum load per seat: 18 stone/114kgs
- 25 Standard vinyl colours
- Durable black epoxy coated mild steel frame
- Can be fixed or free standing
- Non-marking plastic feet
- Available with or without armrests




Medi-Beam Seating (Wooden)

Medi-Plinth's new modular range of waiting room/communal area seating, offers flexible seating solutions and a perfect balance of technology, functionality, and design. All Medi-beam seatings includes a **1 Year Manufacturer Warranty**.

The Medi beam seating is available in various configurations; from single chairs through to four seater benches. All seating is made from highly durable beech faced, lacquered plywood- ideal for use in high traffic areas. Their professional build

Wooden Chair Features:

- Maximum load per seat: 18 stone/114kgs
- Highly durable beech faced, lacquered plywood seat and back
- Durable black epoxy coated mild steel frame
- Can be fixed or free standing
- Non-marking plastic feet
- Available with or without armrests



CHRW01
Single Chair

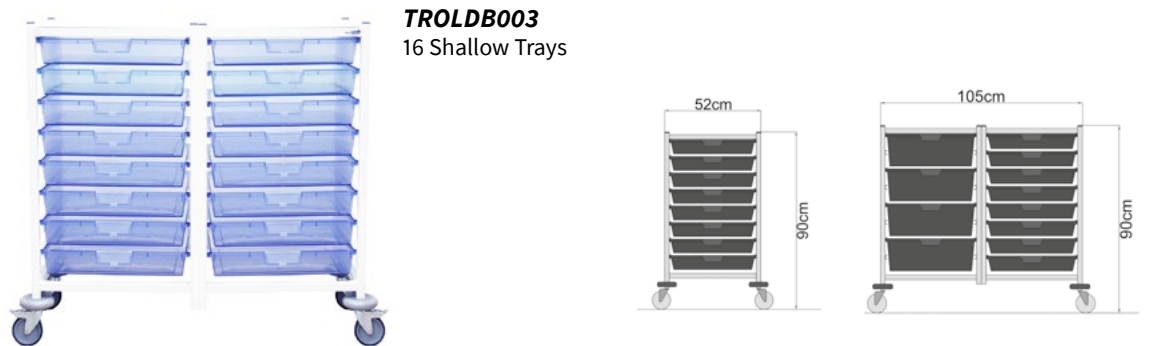
CHRW01A
Single Chair with Arms

BEAMW02
2 Seat Beam



BEAMW04
4 Seat Beam

BEAMW03
3 Seat Beam



Medi-Storage Trolley Range

Medi-Plinth's new range of versatile medical storage trolleys provide medical professionals with well-designed simple storage solutions. The range has two size options for the medical grade plastic trays (made from ABS plastic which allows excellent visibility and cleanliness).

The trays are available in four different colour options and all trays are fully interchangeable with all trolleys, allowing maximum user flexibility. The trolleys are constructed using mild steel frames and are epoxy powder coated for a strong durable finish. The trolleys include a removable drop-in top for ease of cleaning

Wooden Chair Features:

- Strong robust design
- Supplied fully assembled
- Epoxy powder coated for easy cleaning and a strong durable finish
- Trays available in two sizes and a four colour options
- Trays are interchangeable allowing a wide variety of combinations
- High quality “Tente” castors including two front brakes
- Grey rubber buffer wheels for protection against obstacles

Dimensions:

- **Single Trolley:** 53 x 43 x 97cm
- **Double Trolley:** 105 x 43 x 97mm

All trolleys are shown with Clear Trays – Other colours are available

Trolley	Product Code	Product	Product Code
8 Shallow Trays	TROL001	Trolley Handle and Accessory Rail	TRAC01
4 Deep Trays	TROL002	Glove Box Holder	TRAC02
4 Shallow & 2 Deep Trays	TROL003	Hand Sanitiser Holder	TRAC03
8 Deep Trays	TROLDB001	Document/Clipboard Holder	TRAC04
8 Shallow & 4 Deep Trays	TROLDB002	Universal Sharps Bin Holder	TRAC05
16 Shallow Trays	TROLDB003		

Medi-Storage Trolley Accessories

Trays are available in four different colour options and all trays are fully interchangeable with all trolleys.

- **Blue:** Shallow Storage Tray – **BLSHALLOW** / Deep Blue Storage Tray – **BLDEEP**
- **Clear:** Shallow Storage Tray – **CLSHALLOW** / Deep Blue Storage Tray – **CLDEEP**
- **Green:** Shallow Storage Tray – **GRSHALLOW** / Deep Blue Storage Tray – **GRDEEP**
- **Pink:** Shallow Storage Tray – **PISHALLOW** / Deep Blue Storage Tray – **PIDEEP**



Medi-Storage Trolley Accessories:

- Medi-Storage Trolley Handle and Accessory Rail**
Simple robust modular designed handle and accessory rail. Easily added to any of the Medi-Storage trolley range allowing use of accessories
All trolley accessories require this accessory rail for use
- Glove Box Holder**
Glove box holder designed for easy drop-in use (glove box not provided)
Holds: 126x231x78mm / **Overall:** 233x130x82mm
- Hand Sanitiser Holder**
Hand Sanitiser designed for easy drop-in use (hand Sanitiser not provided)
Holds: 231x92x88mm / **Overall:** 233x96x90mm
- Document/Clipboard Holder**
Designed for easy drop-in use (clipboard not provided)
Holds: 366x236x26mm / **Overall:** 368x240x30mm
- Universal Sharps Bin Holder**
Allows use with most standard sizes of sharps bin (Up to 7ltr)
Comes complete with retention band and clip (Sharps bin not provided)
Holds: 205mm Diameter Bin / **Overall:** 230x130x118mm



*Please kindly note, all Medi-Storage Trolley accessories require the accessory rail and handle for use.



MPCART002
Medi-Workstation EPMA



MPCART001
Medi-Laptop EPR

Medi-Workstation Carts

The Medi-Workstation EPMA Cart

For nurses and clinicians, accessing clinical documentation is of paramount importance.

The Medi-Workstation EPMA Cart, with hot swap battery technology, has been designed to allow users to combine access to IT applications with a flexible storage solution whilst maintaining the benefits of being height adjustable, lightweight and with a wide range of hardware mounting options which ensure that access to printing and scanning is as unobtrusive as possible.

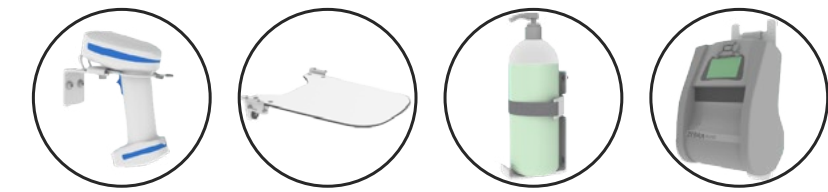
With a flexible range of storage configurations, Medi-Workstation EPMA Cart provides the user with a complete mobile workstation suitable for EPMA applications with hot swap battery technology.

The Medi-Laptop EPR Cart

Affordable, lightweight, height adjustable, easy to clean and with a secure way of mounting a variety of laptops. The Medi-Laptop EPR Cart is lightweight, easy to use and highly manoeuvrable.

Effortless height adjustment from 80cm to 120cm offers a greater height span for guaranteed comfort, whether sitting or standing.

- Easily Cleaned
- Fully Height Adjustable
- Flexible Storage Options



Cart Model
Medi-Laptop EPR
Medi-Workstation EPMA

Product Code
MPCART001
MPCART002

Medi-Dispensing Carts

The Medi-Storage EPMA Carts

Designed to provide a high level of flexible storage without compromising on the ability to support hospital standard IT.

Dispensing medication is a major part of any EPMA roll out with more and more focus on accurate scanning of barcodes. Subsequently, the ability to add IT systems to dispensing carts is now key to a successful implementation. These carts are available in both powered and non-powered options, they can be configured to support laptops, thin clients and even PCs. This ensures that sacrifices need not be made on either the storage aspect or the chosen IT specification.

The Medi-Dispensing Cart

New posture friendly medication dispensing cart from Medi-Plinth. Configurable to support either Laptop or Panel PCs, our unique patented mechanism brings all medication stored in the cart up to waist height for easy access.

We are aware that back related workplace absences have been an issue in NHS Trusts that have rolled out dispensing carts for EPMA. Many EPMA carts have been manufactured to maximise storage space and not ergonomics. Drawer systems traditionally start at floor level up to waist height. In everyday use, clinical staffs have to bend down to access medication every day resulting in back injuries.

The Medi-Dispensing Cart combats these issues. The unique rotational drawer system provides access to medication at a comfortable height at all times. We believe that this new concept not only provides substantial storage, more importantly it removes back related strain issues reducing work place absence.



Cart Model
Medi-Storage EPMA
Medi-Storage EPMA Slim
Medi-Dispensing

Product Code
MPCART003
MPCART004
MPCART005

MPCART003
Medi-Storage EPMA

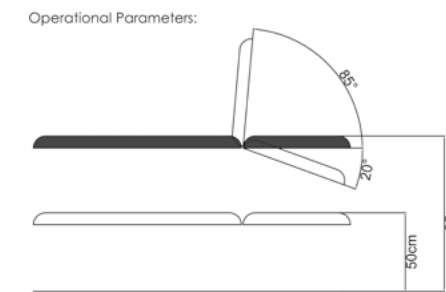
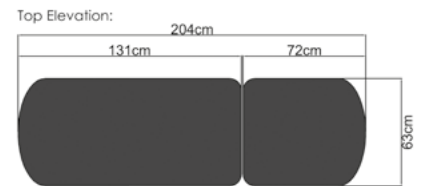


MPCART004
Medi-Storage EPMA Slim



MPCART005
Medi-Dispensing Cart





Beauty 2 Section Couch

Benefiting from the proven Medi-Plinth medical couch design, which provides high levels of reliability and stability, for the medical market.

For this cosmetic couch we have added stylish shaped upholstery to deliver the ideal couch for a wide range of beauty treatments.

Standard Features:

- 260kg Safe working load on electric and 225kg for hydraulic versions
- Hydraulic or electric variable height
- Extra thick upholstery
- Retractable castors & Adjustable foot for uneven floors
- MRSA resistant anti bacterial & fire retardant upholstery
- Full lay flat capability
- World leading Linak ‘High Reliability’ actuators
- Extra low entry height for wheel chair transfer
- Upholstery available in 25 standard colours
- Manufactured in the UK and CE Marked

Available Options & Accessories:

- Stitched Breathing Hole
- Clean Edge Base Cover
- Paper Roll Holder
- See more accessories on page 45



Mechanism
Electric
Hydraulic

Product Code
BU02E
BU02H

Beauty 3 Section Couch

Benefiting from the proven Medi-Plinth medical couch design, which provides high levels of reliability and stability, for the medical market.


For this cosmetic couch we have added stylish shaped upholstery to deliver the ideal couch for a wide range of beauty treatments.

Standard Features:

- 260kg Safe working load on electric and 225kg for hydraulic versions
- Hydraulic or electric variable height
- Extra thick upholstery
- Retractable castors & Adjustable foot for uneven floors
- MRSA resistant anti bacterial & fire retardant upholstery
- Full lay flat capability
- World leading Linak ‘High Reliability’ actuators
- Extra low entry height for wheel chair transfer
- Upholstery available in 25 standard colours
- Manufactured in the UK and CE Marked

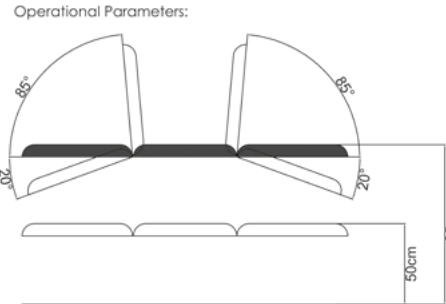
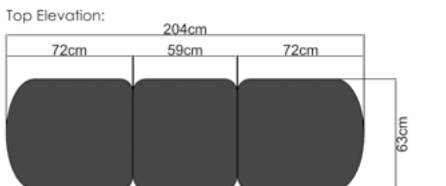
Available Options & Accessories:

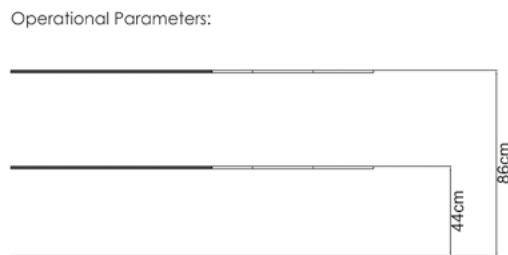
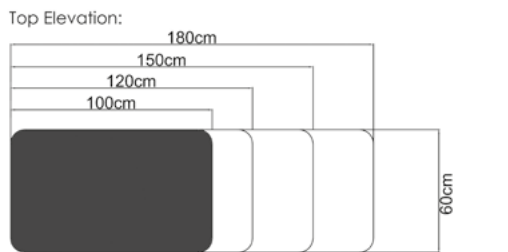
- Foot Switch
- Padded Arm Table Extensions
- Foot Protection Cover
- See more accessories on page 45



Mechanism
Electric
Hydraulic

Product Code
BU03E
BU03H





Veterinary Consultation Tables

The Ergonomic benefit of variable height Examination Tables in the Medical Field has long been appreciated. Similarly the lifting of large animals to a comfortable working height can lead to injuries for veterinary staff.


The Medi-Plinth Variable Height Veterinary table enables the animal to mount, or be low level lifted, on to the table. The table can then be lifted by a hydraulic foot pump (shown) or an electric actuator to a convenient working height.

Standard Features:

- 260 kg (electric) 225 kg (Hydraulic) SWL
- Well proven Medi-Plinth Lift System
- Retractable Castors and Levelling Foot or Transportation Castors as standard
- Tough Melamine faced SRBP surface with you choice of working surface length
- 100 cm, 120 cm, 150 cm and 180 cm (shown) surfaces
- 60 cm standard width – for ease of wheeling through standard doors
- Other sizes can be made to order
- Manufactured in the UK and CE Marked

Available Options & Accessories:

- High Density Rubber Mat
- IV Pole Attachment
- Battery Operating System
- See more accessories on page 45



Mechanism

Electric
Hydraulic
Rubber Mat

Product Code

VT***E
VT***H
RM***

* Add Table Length in cm

Veterinary Operating Table


This table is designed as an Examination and /or Operating Table and has the option of Mechanical or Electrical operation for both height and tilt.

Standard Features:

- Well proven Medi-Plinth Lift and Tilt System (Tilt from Horizontal to Vertical)
- 260 kg (electric) 225 kg (Hydraulic) SWL
- Retractable Castors and Levelling Foot or Transportation Castors as standard
- Tough Melamine faced SRBP surface
- Cleat rails (4 cleats per side) this standard on all tilting tables.
- Choice of working surface lengths – 150 cm or 180 cm
- 60 cm standard width (for ease of wheeling through standard doors)
- Other sizes can be made to order
- Manufactured in the UK and CE Marked

Available Options & Accessories:

- High Density Rubber Mat
- IV Pole Attachment
- Battery Operating System
- See more accessories on page 45



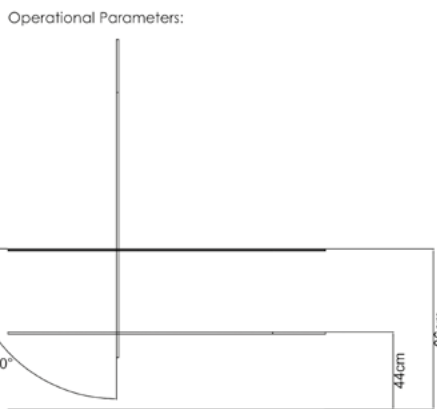
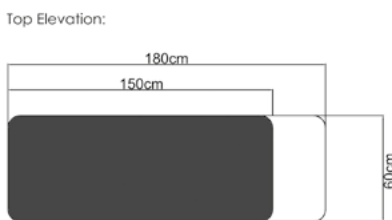
Mechanism

Hydraulic – Mechanical Tilt
Electric – Mechanical Tilt
Electric – Electric Tilt
Rubber Mat

Product Code

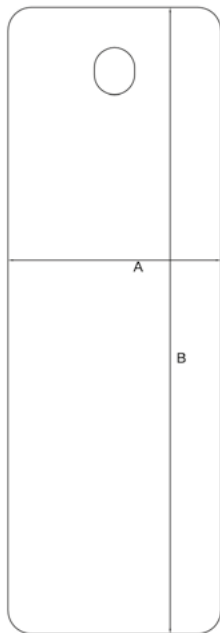
VTT***H
VTT***E
VTET***E
RM***

* Add Table Length in cm

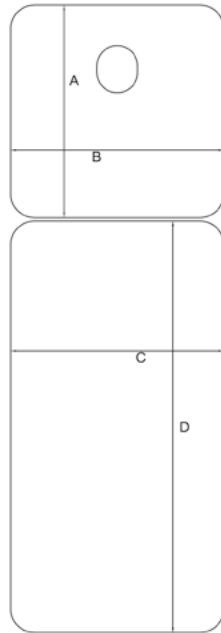


Key points to consider for your quote:

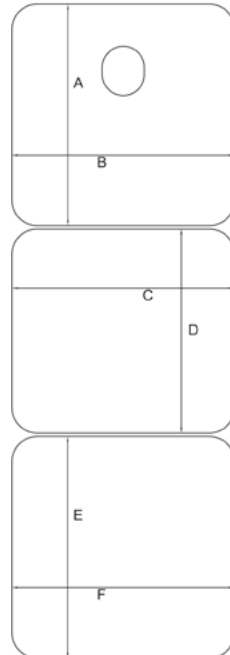
- Advise if you require a face hole in the section you are ordering.
- Advise the length, width and total thickness of the section you need upholstered.
- Choose the colour you require from our standard colour selection.
(If you require a different colour we may be able to source the vinyl for orders of 10 sections or more)
- If the section you require is a single leg section advise H, E and F dimensions that are shown on the split leg diagram.
- To avoid colour match problems we offer a special discount if the whole couch is being re-upholstered.
- If you wish for our engineer to visit and install the section(s) tick the relevant box.

One Section Couch

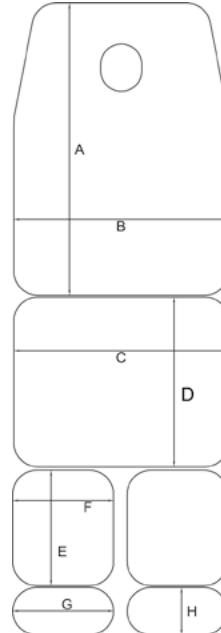
J (Upholstery Thickness)

Two Section Couch

J (Upholstery Thickness)

Three Section Couch

J (Upholstery Thickness)

Examination Couch

J (Upholstery Thickness)

Couch Servicing & Re-Upholstery

Warranty and Couch Servicing & Safety Inspection

Your couch is very robustly constructed and will operate for many years without attention. It also comes with a **comprehensive parts and labour warranty**, covering manufacturing or material defects of the **product frame for 7 years**.

Damage or loss of parts during use could shorten the life of the couch, or in extreme cases render the couch un-safe to use. For this reason we recommend that you arrange for our **Trained Technician** to undertake a **Safety Inspection and Service**.

Safety Inspection and Service Includes:

- Full safety inspection
- Lubricate all pivot points
- Inspect all upholstery
- Replace any missing or damaged caps FOC
- Advise replacement of other parts
- Check brake system and stability
- Functionally check all movements
- Touch up damaged paint (colour match for uncommon colours is not guaranteed)
- Anti-Septic clean down
- Fit any pre-ordered upholstery

Book Your Service

Last serviced on _____ / _____

Next service due _____ / _____

Book Online Now: www.medi-plinth.co.uk or Tel: 01473 212010**Examination Couch Re-Upholstery**

Torn or damaged upholstery sections represent a significant infection control risk. Medi-plinth offer a full range of replacement upholstery sections for all our couches.

If you require replacement upholstery, please visit our website and under the 'Delivery & Services' menu, select the 'Re-Upholstery' option. Please select the relevant couch and fill in the form with the correct dimensions and colour.


Remember, we can re-upholster any examination couch, not just Medi-Plinth!
We just need the dimensions and the vinyl colour required.

This form is available on our website:


www.medi-plinth.co.uk

Medi Plinth *...built for life*

Your local Medi-Plinth Distributor:



Column Chairs



Medical Trolleys



Physio Plinths



Reception Furniture



Gynae Chairs